



MINISTRY OF LABOUR & SOCIAL SECURITY

"Providing Opportunities, Stability & Social Protection"



Statistical Bulletin
2024

**Prepared and typeset by the
Planning, Research and Monitoring Unit (P.R.M.U.)**

**Published by
Ministry of Labour and Social Security
1F North Street Kingston
Jamaica W.I.
Telephone: (876) 922-9500-14, (876) 922-8000-13
Fax: 876) 922-0996**

**Copyright © 2025 by
Ministry of Labour and Social Security
All rights reserved**

Published April 2025

Table of Contents

LIST OF TABLES	ii
LIST OF FIGURES	v
BRIEF HISTORY, AIMS AND RESPONSIBILITIES	1
MANDATE, VISION AND MISSION	2
CORE VALUES (ICREATE)	3
OVERVIEW	4
• National Insurance Fund (NIF)	5
• Jamaica Council for Persons with Disabilities (JCPD)	5
LABOUR DIVISION	6
INDUSTRIAL RELATIONS	7
• Conciliation	7
• Pre-Conciliation	7
• Industrial Disputes Tribunal (ITD)	10
• Pay and Conditions of Employment Branch (PCEB)	12
MANPOWER SERVICES	18
• The Overseas Employment Section	18
• Electronic Labour Exchange Department	21
• Employment Agencies Unit	24
WORK PERMIT	27
• CARICOM Single Market and Economy (CSME)	35
OCCUPATIONAL SAFETY AND HEALTH	36
SOCIAL SECURITY DIVISION	40
NATIONAL INSURANCE SCHEME	41
PUBLIC ASSISTANCE PROGRAMMES	50
• Rehabilitation Programme	50
• Programme of Advancement Through Health And Education (PATH)	55
• Social Pension Programme	59
• Social Intervention Programme	61
NATIONAL COUNCIL FOR SENIOR CITIZENS	64
PROGRAMMES FOR PERSONS WITH DISABILITIES	66
• Early Stimulation Programme	66

List of Tables

L 1.	INDUSTRIAL DISPUTES REPORTED BY INDUSTRY AND CAUSE OF DISPUTE 2023 AND 2024	7
L 2.	INDUSTRIAL DISPUTES DISPOSED BY MONTH 2023 AND 2024	8
L 3.	INDUSTRIAL DISPUTES REPORTED BY REPRESENTATIVES 2023 AND 2024	9
L 4.	REPRESENTATIONAL RIGHTS POLLS CONDUCTED 2023 AND 2024	9
L 5.	DISPUTES REFERRED TO THE INDUSTRIAL DISPUTES TRIBUNAL BY CAUSE 2023 AND 2024	10
L 6.	INDUSTRIAL DISPUTES TRIBUNAL AWARDS BY REPRESENTATIVES AND CAUSES 2023 AND 2024	10
L 7.	INDUSTRIAL DISPUTES TRIBUNAL AWARDS BY INDUSTRY AND CAUSES 2023 AND 2024	11
L 8.	BREACHES REPORTED BY LEGISLATION AND SEX 2023 AND 2024	12
L 9.	NUMBER OF PERSONS INTERVIEWED BY LEGISLATION 2023 AND 2024	13
L 10.	NUMBER OF ESTABLISHMENTS INSPECTED BY LEGISLATION 2024	13
L 11.	SETTLEMENTS MADE BY EMPLOYERS TO EMPLOYEES THROUGH THE MINISTRY BY LEGISLATION AND SEX 2024	13
L 12.	NUMBER OF PERSONS PAID BY DIRECT DEPOSIT FROM EMPLOYERS BY LEGISLATION AND SEX 2024	14
L 13.	NUMBER OF PERSONS PAID THROUGH THE MINISTRY BY EMPLOYERS, BY LEGISLATION AND SEX 2024	14
L 14.	NUMBER OF PERSONS PAID FROM DEPOSITS MADE TO THE MINISTRY BY LEGISLATION AND SEX 2024	14
L 15.	NUMBER OF REDUNDANCIES REPORTED TO THE MINISTRY BY OCCUPATIONAL CLASSIFICATION AND QUARTER 2024	15
L 16.	NUMBER OF INSPECTIONS CONDUCTED BY THE MINISTRY BY INDUSTRY, LEGISLATION AND QUARTER 2024	15
L 17.	NUMBER OF REDUNDANCIES REPORTED TO THE MINISTRY BY INDUSTRY AND QUARTER 2024	16
L 18.	NUMBER OF PERSONS RECEIVING LABOUR ADVICE FROM THE MINISTRY BY MONTH AND MODE OF COMMUNICATION 2024	17
L 19.	NUMBER OF PERSONS WHO MADE COMPLAINTS TO THE MINISTRY BY MONTH AND MODE OF COMMUNICATION 2024	17
L 20.	WORKERS PLACED IN EMPLOYMENT THROUGH THE GOVERNMENT OF JAMAICA IN THE UNITED STATES OF AMERICA BY PROGRAMME, SEX AND MONTH 2023 AND 2024	19
L 21.	WORKERS PLACED IN EMPLOYMENT THROUGH THE GOVERNMENT OF JAMAICA IN CANADA BY CATEGORY, SEX AND MONTH 2023 AND 2024	19
L 22.	WORKERS PLACED IN EMPLOYMENT THROUGH THE GOVERNMENT OF JAMAICA IN CANADA (LOW SKILLED) BY SEX AND MONTH 2024	20
L 23.	NOTIFIED VACANCIES BY REGION AND MONTH 2023 AND 2024	21
L 24.	VACANCIES AND PLACEMENTS BY OCCUPATIONAL CLASSIFICATION AND SEX 2023 AND 2024	21
L 25.	VACANCIES AND PLACEMENTS BY INDUSTRY AND SEX 2023 AND 2024	22
L 26.	PLACEMENTS BY REGION, MONTH AND SEX 2023 AND 2024	23
L 27.	JOBSEEKERS REGISTRATION BY REGION, MONTH AND SEX 2023 AND 2024	23
L 28.	EMPLOYMENT AGENCIES LOCAL AND OVERSEAS PROGRAMME VACANCIES 2023 AND 2024	25
L 29.	EMPLOYMENT AGENCIES LOCAL AND OVERSEAS PROGRAMME PLACEMENTS 2023 AND 2024	25
L 30.	EMPLOYMENT AGENCIES VACANCIES BY OCCUPATION AND SEX 2023 AND 2024	25
L 31.	EMPLOYMENT AGENCIES PLACEMENTS BY OCCUPATION AND SEX 2023 AND 2024	26

L 32.	WORK PERMIT APPLICATIONS RECEIVED, APPROVED AND REFUSED BY OCCUPATIONAL CLASSIFICATION 2024	27
L 33.	WORK PERMIT APPLICATIONS RECEIVED, APPROVED AND REFUSED BY MONTH 2023 AND 2024	28
L 34.	NUMBER OF WORK PERMIT APPLICATIONS RECEIVED, APPROVED AND REFUSED BY INDUSTRY 2024	28
L 35.	WORK PERMIT APPLICATIONS APPROVED BY OCCUPATIONAL CLASSIFICATION AND SEX 2024	29
L 36.	WORK PERMIT APPLICATIONS APPROVED BY SEX AND MONTH 2023 AND 2024	30
L 37.	WORK PERMIT ISSUED BY SEX AND DURATION OF PERMIT 2024	30
L 38.	WORK PERMIT APPLICATIONS APPROVED BY COUNTRY AND SEX 2024	31
L 39.	WORK PERMIT EXEMPTIONS APROVED BY CATEGORIES, MONTH AND YEAR 2023 (REVISED) AND 2024	34
L 40.	CARICOM SINGLE MARKET CERTIFICATES ISSUED BY COUNTRY AND SEX 2023 AND 2024	35
L 41.	INSPECTIONS CONDUCTED BY MONTH AND SITE 2023 AND 2024	36
L 42.	NUMBER OF ACCIDENTS REPORTED, QUALIFIED FOR INVESTIGATION, INVESTIGATED AND DEATHS BY MONTH 2023 AND 2024	37
L 43.	NUMBER OF REGISTERED FACTORIES AND NUMBER OF PERSONS EMPLOYED BY PARISH AND SEX 2023	37
L 44.	NUMBER OF REGISTERED FACTORIES AND NUMBER OF PERSONS EMPLOYED BY SEX AND INDUSTRIES SUB-GROUPS 2023	38



SS 1.	TOTAL NATIONAL INSURANCE SCHEME BENEFICIARIES 2023 AND 2024	42
SS 2.	NEW NATIONAL INSURANCE SCHEME BENEFICIARIES 2023 AND 2024	42
SS 3.	TOTAL RECIPIENTS OF RETIREMENT PENSIONS AND GRANTS BY PARISH AND SEX 2023 AND 2024	43
SS 4.	NEW RECIPIENTS OF RETIREMENT PENSIONS AND GRANTS BY PARISH AND SEX 2023 AND 2024	43
SS 5.	ALL BENEFICIARIES OF RETIREMENT PENSIONS AND GRANTS BY PARISH, SEX AND DISBURSEMENT 2024	44
SS 6.	DISBURSEMENT OF RETIREMENT PENSIONS AND GRANTS TO NEW BENEFICIARIES BY PARISH 2024	44
SS 7.	INVALIDITY PENSION AND GRANT DISBURSEMENTS TO ALL NIS BENEFICIARIES BY PARISH 2024	45
SS 8.	INVALIDITY PENSION AND GRANT DISBURSEMENTS TO NEW NIS BENEFICIARIES BY PARISH 2024	45
SS 9.	RETIREMENT PENSION DISBURSEMENT TO ALL BENEFICIARIES 2024	46
SS 10.	RETIREMENT PENSION DISBURSEMENT TO NEW BENEFICIARIES 2024	46
SS 11.	ALL RECIPIENTS OF WIDOWS' AND WIDOWERS' PENSIONS AND GRANTS BY PARISH AND SEX 2024	46
SS 12.	NEW RECIPIENTS OF WIDOWS'/WIDOWERS' PENSIONS AND GRANTS BY PARISH AND SEX 2023 AND 2024	47
SS 13.	WIDOWS'/WIDOWERS' PENSION AND GRANT DISBURSEMENT TO ALL BENEFICIARIES BY PARISH 2024	47
SS 14.	WIDOWS'/WIDOWERS' PENSION AND GRANT DISBURSEMENT TO NEW BENEFICIARIES BY PARISH 2024	48
SS 15.	ALL RECIPIENTS OF WIDOWS'/WIDOWERS' PENSION AND GRANT BY AGE GROUP 2024	48
SS 16.	NEW RECIPIENTS OF WIDOWS'/WIDOWERS' PENSION AND GRANT BY AGE GROUP 2023 AND 2024	49
SS 17.	ALL ORPHAN/SPECIAL CHILD PENSION RECIPIENTS BY PARISH 2024	49
SS 18.	NEW ORPHAN/SPECIAL CHILD PENSION RECIPIENTS BY PARISH 2023 AND 2024	49
SS 19.	REHABILITATION GRANT BENEFICIARIES AND DISBURSEMENTS BY PARISH AND SEX 2024	50
SS 20.	REHABILITATION GRANT BENEFICIARIES BY AGE GROUP AND DISBURSEMENTS 2024	51

SS 21.	REHABILITATION GRANT BENEFICIARIES BY MARITAL STATUS AND DISBURSEMENTS 2024	51
SS 22.	COMPASSIONATE GRANT BENEFICIARIES AND DISBURSEMENTS BY PARISH AND SEX 2024	51
SS 23.	COMPASSIONATE GRANT BENEFICIARIES BY AGE GROUP AND DISBURSEMENTS 2024	52
SS 24.	COMPASSIONATE GRANT BENEFICIARIES BY MARITAL STATUS AND DISBURSEMENTS 2024	52
SS 25.	EMERGENCY GRANT BENEFICIARIES AND DISBURSEMENTS BY PARISH AND SEX 2024	52
SS 26.	EMERGENCY GRANT BENEFICIARIES BY AGE GROUP AND DISBURSEMENTS 2024	53
SS 27.	EMERGENCY GRANT BENEFICIARIES BY MARITAL STATUS AND DISBURSEMENT 2024	53
SS 28.	EDUCATION AND SOCIAL INTERVENTION GRANT BENEFICIARIES AND DISBURSEMENTS BY PARISH AND SEX 2024	53
SS 29.	EDUCATION AND SOCIAL INTERVENTION GRANT BENEFICIARIES BY AGE GROUP AND DISBURSEMENTS 2024	54
SS 30.	EDUCATION AND SOCIAL INTERVENTION GRANT BENEFICIARIES BY MARITAL STATUS AND DISBURSEMENTS 2024	54
SS 31.	PATH BENEFICIARIES PAID BY BENEFIT GROUP DECEMBER 2023 AND 2024	55
SS 32.	PATH FAMILIES AND PATH BENEFICIARIES PAID BY PARISH (DECEMBER 2024)	56
SS 33.	PATH BENEFICIARIES BY BENEFIT GROUP AND PARISH (DECEMBER 2024)	56
SS 34.	NEW PATH BENEFICIARIES PAID BY PARISH AND SEX, 2024	57
SS 35.	PATH CASH GRANTS EXPENDITURE PAID BY BENEFIT GROUP 2024	57
SS 36.	PATH BENEFICIARIES WHO HAVE RECEIVED AT LEAST ONE PAYMENT BETWEEN JANUARY AND DECEMBER 2024 BY PARISH AND BENEFIT GROUP (EXCLUDING POOR RELIEF BENEFICIARIES)	58
SS 37.	SOCIAL PENSION BENEFICIARIES BY PARISH (NOVEMBER 2024)	59
SS 38.	ACTIVE SOCIAL PENSION BENEFICIARIES BY PARISH (NOVEMBER 2024)	59
SS 39.	NEW SOCIAL PENSION BY PARISH AND SEX 2024	60
SS 40.	PATH BENEFICIARIES TRANSITIONED TO SOCIAL PENSION BY PARISH AND SEX, 2024	60
SS 41.	SOCIAL INTERVENTION PROGRAMME EDUCATIONAL GRANTS - TERTIARY 2023 AND 2024	62
SS 42.	SOCIAL INTERVENTION PROGRAMME EDUCATIONAL GRANTS - SECONDARY 2023 AND 2024	62
SS 43.	SOCIAL INTERVENTION PROGRAMME ENTREPRENUERSHIP GRANTS TRADING 2023 AND 2024	62
SS 44.	SOCIAL INTERVENTION PROGRAMME ENTREPRENUERSHIP GRANTS - MANUFACTURING 2024	62
SS 45.	SOCIAL INTERVENTION PROGRAMME ENTREPRENUERSHIP GRANTS - AGRICULTURE 2023 AND 2024	63
SS 46.	SPECIAL EMPLOYMENT PROGRAMME PLACEMENTS BY SEX AND MONTH 2023 AND 2024	63
SS 47.	ACTIVE NCSC MEMBERS BY PARISH AND SEX 2023 AND 2024	64
SS 48.	NCSC SHUT-INS BY PARISH AND SEX 2023 AND 2024	64
SS 49.	NCSC SHUT-INS FOOD PACKAGE DISTRIBUTION BY PARISH 2024	65
SS 50.	REFERRALS MADE THROUGH NCSC TO OTHER GOVERNMENT PROGRAMMES 2024	65
SS 51.	NEW CLIENTS ASSESSED BY THE EARLY STIMULATION PROGRAMME BY SEX 2023 AND 2024	66
SS 52.	NEW ADMISSION TO THE EARLY STIMULATION PROGRAMME BY SEX 2023 AND 2024	66
SS 53.	HOME VISITING SESSIONS OF CLIENTS BY SEX 2023 AND 2024	66
SS 54.	CHILDREN REFERRED FOR SPECIALISED ASSISTANCE BY SEX 2023 AND 2024	66

List of Figures

FIGURE 1:	DISPUTES SETTLED BY THE INDUSTRIAL DISPUTES TRIBUNAL 2023 AND 2024	10
FIGURE 2:	LABOUR LAWS BREACHED BY EMPLOYERS	12
FIGURE 3:	WORKERS PLACED IN OVERSEAS EMPLOYMENT THROUGH THE GOVERNMENT OF JAMAICA, 2023 AND 2024	19
FIGURE 4:	LOW SKILLS WORKERS PLACED IN EMPLOYMENT IN CANADA 2023 AND 2024	21
FIGURE 5:	LICENSES ISSUED TO PRIVATE EMPLOYMENT AGENCIES, 2023 AND 2024	25
FIGURE 6:	LICENSES STATUS OF REGISTERED PRIVATE EMPLOYMENT AGENCIES, 2023 AND 2024	25
FIGURE 7:	WORK PERMIT APPLICATIONS APPROVED BY REGION 2023 AND 2024	32
FIGURE 8:	OCCUPATIONAL SAFETY AND HEALTH INSPECTIONS CONDUCTED BY SITE 2023 AND 2024	37
FIGURE 9:	TOTAL PATH BENEFICIARIES PAID (DECEMBER 2024)	56
FIGURE 10:	SOCIAL INTERVENTION PROGRAMME EDUCATIONAL GRANTS 2023 AND 2024	62
FIGURE 11:	SOCIAL INTERVENTION PROGRAMME ENTREPRENEURSHIP GRANTS 2023 AND 2024	62

Brief History, Aims and Responsibilities of The Ministry of Labour and Social Security



The portfolio of the Ministry of Labour and Social Security (MLSS) concerns matters affecting individuals in their capacity as workers, employers, labour force participants, National Insurance Scheme (NIS) pensioners, Persons with Disabilities (PwDs), Senior Citizens and beneficiaries of Public Assistance/Programme of Advancement Through Health and Education (PATH).

The responsibilities of the Labour Division are administered through the Industrial Relations, Manpower Services and Occupational Safety & Health (OSH) Departments. The work of the Social Security Division is carried out through the NIS, Public Assistance programmes, as well as programmes for PwDs and senior citizens.

The Labour Division of the Ministry commenced operations in 1938 as an Employment Bureau and was the first official response to growing unemployment, which was widespread throughout Jamaica at the time. The relationship between employer and employee then, was akin to master and servant. This gave rise to grave economic disparities as many Jamaicans received low wages and lived and worked in substandard conditions. The prevailing labour relations resulted in the need for an agency to monitor the working conditions within the labour market.

...prevailing labour relations resulted in the need for an agency to monitor the working conditions within the labour market.

In response to a need for social programmes which catered to all sections of the population, a planning team was established in the Ministry, to develop a social security scheme. This gave rise to the NIS, which is a compulsory contributory social security scheme. It offers financial protection to the worker and his or her family, against loss of income arising from injury on the job, incapacity, retirement or death of the contributor.

The Ministry obtained technical assistance from the International Labour Organization (ILO) to develop proposals for this Scheme. The National Insurance (NI) Act was passed in 1965 and became effective April 4, 1966. The Scheme was established under the liabilities of the Sugar Workers' Pension Scheme.





MANDATE

- Promote compliance with labour standards, decent work and access to employment towards and efficient and effective labour market
- Provide social protection services and facilitate social inclusion of the vulnerable
- Provide effective social security services
- Promote increased levels of national and workplace productivity



VISION

Transforming lives by delivering world class labour and social protection services.



MISSION

To promote sound labour relations and deliver effective social protection services that empower individuals and their families while advancing a culture of productivity and decent work.



Core Values (ICREATE)

I NTEGRITY

C LIENT-FOCUSED

R ESULTS-ORIENTED

E FFICIENCY

A CCOUNTABILITY

T RANSPARENCY

E XCELLENCE



OVERVIEW

The Ministry executes its mandate through the Executive Direction and Administration Programme and two (2) Divisions, Labour and Social Security as indicated in its moniker. The general administration, planning and overall management of the Ministry of Labour and Social Security (MLSS) is carried out by the Executive Direction and Administration Programme, which is headed by the Permanent Secretary. The areas which are administered by the Executive Direction and Administration are:

- Policy, Planning and Development
 - Planning, Research and Monitoring Unit
- Central Administration which constitutes the following areas:
 - Administrative Support
 - Financial Management and Accounting Services
 - Internal Audit
 - Human Resource Management and Other Support Services
 - Legislative Programme
 - Management Information System
 - Public Relations

The main responsibilities of the Labour Division are to administer the services of the Labour and Industrial Relations Programme, which is administered through:

- Industrial Safety, Promotion and Supervision
 - Occupational Safety and Health (OSH)
 - HIV Unit
- Labour Standards and Enforcement
 - Pay and Conditions of Employment Branch (PCEB)
 - Pre-conciliation Unit
 - Conciliation Department
 - Child Labour
- Employment Services
 - Local Employment/Electronic Labour Exchange (ELE)
 - Overseas Employment
 - Employment Agencies Unit (Licences Unit)
- Work Permit Services
 - Caribbean Single Market and Economy (CSME) Skills Certificate

The National Productivity Programme, promotes national awareness of the concept of productivity in order to inculcate a productivity sensitive culture in Jamaicans. This programme is administered through the Jamaica Productivity Centre (JPC).

The Social Security Division seeks to provide social security and welfare services through a social safety net. This is carried out through the efficient administration of the contributory National Insurance Scheme and non-contributory Public Assistance Programmes. The work of the Division is administered through the following Programmes:

- Social Welfare Services
 - Public Assistance and Support to other vulnerable groups
 - › Programme of Advancement through Health and Education (PATH)
 - › Rehabilitation Programme/Unit
 - › Social Intervention Services Unit
 - Support to persons with Disabilities (PwDs)
 - › Early Stimulation Programme (ESP)
 - Support to the Elderly
 - › National Council for Senior Citizens (NCSC)
- Social Security Services
 - National Insurance Scheme (NIS)

National Insurance Fund (NIF)

The mandate of the Fund is to manage the investment portfolio in a manner that maximises returns on investments so as to provide pensions and other benefits to eligible persons registered under the NIF. The National Insurance Fund (NIF) is funded by contributions paid to the National Insurance Scheme. The contributions are invested by the National Insurance Fund (NIF).

Jamaica Council for Persons with Disabilities (JCPD)

The Council seeks to empower those with a disability, by promoting independence through training and development. It also works closely with other government and non-government agencies to ensure improved quality of life and independence for PwDs. Following the enactment of the Disabilities Regulations Act in 2022, the JCPD became a body corporate and is an agency of the Ministry.



LABOUR DIVISION

INDUSTRIAL RELATIONS

The Industrial Relations Department is the arm of the Government of Jamaica (GOJ) legally authorised to intervene (solicited or unsolicited) in the industrial disputes, particularly those that relate to the national interest.

CONCILIATION

This is performed in industrial disputes relating primarily to wage and fringe benefits negotiations, disciplinary matters and union claims for representational rights.

PRE-CONCILIATION

This is an arm of the Conciliation Section that provides advice and other assistance with the aim of fostering improved relations between management and labour, thereby facilitating a more harmonious industrial relations climate.

L 1

INDUSTRIAL DISPUTES REPORTED BY INDUSTRY AND CAUSE OF DISPUTE 2023 AND 2024

INDUSTRY	ALL CAUSES		REPRESENTATIONAL RIGHTS		WAGES & CONDITIONS OF EMPLOYMENT		DISMISSALS/ TERMINATIONS		REDUNDANCY		SUSPENSION		MISCELLANEOUS		NOT STATED	
	2023	2024	2023	2024	2023	2024	2023	2024	2023	2024	2023	2024	2023	2024	2023	2024
ACCOMMODATION AND FOOD SERVICE ACTIVITIES	29	14	0		0	1	29	7	0		0		0		0	6
ACTIVITIES OF EXTRATERRITORIAL ORGANISATIONS AND BODIES	0	0	0	0	0	0	0	0	0	0	0	0	0	0	0	0
ACTIVITIES OF HOUSEHOLDS AS EMPLOYERS; UNDIFFERENTIATED GOODS- AND SERVICES-PRODUCING ACTIVITIES OF HOUSEHOLDS FOR OWN USE	0	0	0	0	0	0	0	0	0	0	0	0	0	0	0	0
ADMINISTRATIVE AND SUPPORT SERVICE ACTIVITIES	38	25	4	0	2	2	24	13	0	1	1	1	1		6	8
AGRICULTURE, FORESTRY AND FISHING	1	2	0	0	1	0		2	0	0	0	0	0	0	0	0
ARTS, ENTERTAINMENT AND RECREATION	2	8	1	0	0	0	1	4	0	0	0	0	0	0	0	4
CONSTRUCTION	3	3	0	1	0	0	3	2	0	0	0	0	0	0	0	0
EDUCATION	7	12	0	0	1	1	4	7	0	0	1	1	0	0	1	3
ELECTRICITY, GAS, STEAM AND AIR CONDITIONING SUPPLY	2	1	0	0	0	1	2	0	0	0	0	0	0	0	0	0
FINANCIAL AND INSURANCE ACTIVITIES	14	13	3	0	1	3	9	9	1	0	0	0	0	0	0	1
HUMAN HEALTH AND SOCIAL WORK ACTIVITIES	8	7	1	0	0	1	7	2	0	0	0	0	0	0	0	4

L 1

INDUSTRIAL DISPUTES REPORTED BY INDUSTRY AND CAUSE OF DISPUTE 2023 AND 2024

INDUSTRY	ALL CAUSES		REPRESENTATIONAL RIGHTS		WAGES & CONDITIONS OF EMPLOYMENT		DISMISSALS/ TERMINATIONS		REDUNDANCY		SUSPENSION		MISCELLANEOUS		NOT STATED	
	2023	2024	2023	2024	2023	2024	2023	2024	2023	2024	2023	2024	2023	2024	2023	2024
INFORMATION AND COMMUNICATION	9	6	0	1	0	3	9	0	0	1	0	0	0	0	0	1
MANUFACTURING	17	16	3	0	3	2	10	9	0	0	0	0	1	3	0	2
MINING AND QUARRYING	5	1	0	0	1	0	3	1	1	0	0	0	0	0	0	0
OTHER SERVICE ACTIVITIES	3	9	0	0	0	5	3	4	0	0	0	0	0	0	0	0
PROFESSIONAL, SCIENTIFIC AND TECHNICAL ACTIVITIES	0	3	0	0	0	0	0	1	0	0	0	1	0	0	0	1
PUBLIC ADMINISTRATION AND DEFENSE; COMPULSORY SOCIAL SECURITY	14	11	1	0	4	1	9	6	0	0	0	1	0	0	0	3
REAL ESTATE ACTIVITIES	1	1	0	0	0	0	1	1	0	0	0	0	0	0	0	0
TRANSPORT AND STORAGE	12	4	0	0	1	0	10	3	0	0	0	0	1	0	0	1
WATER SUPPLY; SEWERAGE, WASTE MANAGEMENT AND REMEDIATION ACTIVITIES	2	0	0	0	0	0	2	0	0	0	0	0	0	0	0	0
WHOLESALE AND RETAIL TRADE; REPAIR OF MOTOR VEHICLES AND MOTORCYCLES	13	14	0	0	0	1	13	11	0	0	0	0	0	0	0	2
NOT STATED	0	0	0		0		0		0		0		0		0	
ALL INDUSTRIES	180	150	13	2	14	21	139	82	2	2	2	4	3	3	7	36

L 2

INDUSTRIAL DISPUTES DISPOSED BY MONTH 2023 AND 2024

MONTH	ALL CAUSES		REPRESENTATIONAL RIGHTS		WAGES & CONDITIONS OF EMPLOYMENT		DISMISSALS/ TERMINATIONS		REDUNDANCY		SUSPENSION		MISCELLANEOUS		NOT STATED	
	2023	2024	2023	2024	2023	2024	2023	2024	2023	2024	2023	2024	2023	2024	2023	2024
JANUARY	10	14	0	0	1	1	8	13	1	0	0	0	0	0	0	0
FEBRUARY	8	11	0	2	2	1	6	6	0		0		0	1	0	1
MARCH	17	14	0	0	1	1	15	11	1	1	0	0	0	1	0	0
APRIL	9	10	0	0	1	0	8	9	0	0	0	0	0	1	0	0
MAY	7	13	0	0	1	4	5	8	0	1	0	0	0	0	1	0
JUNE	9	8	2	0	1	0	4	7	0	1	0	0	1	0	1	0
JULY	7	6	0	1	3	1	4	4	0	0	0	0	0	0	0	0
AUGUST	11	11	2	0	3	2	5	8	1	0	0	0	0	0	0	1
SEPTEMBER	9	20	1	1	1	0	6	17	1	1	0	0	0	0	0	1
OCTOBER	16	13	0	0	3	0	13	10	0	0	0	0	0	2	0	1
NOVEMBER	13	6	0	0	1	3	11	1	0	0	1	0	0	1	0	1
DECEMBER	10	12	0	1	1	5	8	4	0	0	0	1	0	1	1	0
NOT STATED	1	0	0	0	0	0	1	0	0	0	0	0	0	0	0	0
TOTAL	127	138	5	5	19	18	94	98	4	4	1	1	1	7	3	5

L 3**INDUSTRIAL DISPUTES REPORTED BY REPRESENTATIVES 2023 AND 2024**

REPRESENTATIVES	INDUSTRIAL DISPUTES	
	2023	2024
BUSTAMANTE INDUSTRIAL TRADE UNION (BITU)	10	10
UNION OF CLERICAL ADMINISTRATIVE AND SUPERVISORY EMPLOYEES (UCASE)	10	8
BUSTAMANTE INDUSTRIAL TRADE UNION (BITU)/NATIONAL WORKERS UNION (NWU)/UNIVERSITY AND ALLIED WORKERS UNION(UAWU)	0	1
INDIVIDUAL/PRIVATE ATTORNEY	142	106
NATIONAL WORKERS UNION (NWU)	9	6
JAMAICA CIVIL SERVICE ASSOCIATION (JCSA)	1	1
UNIVERSITY & ALLIED WORKERS UNION (UAWU)	2	6
JAMAICA ASSOCIATION OF LOCAL GOVERNMENT OFFICERS (JALGO)	1	4
UNION OF TECHNICAL ADMINISTRATIVE & SUPERVISORY PERSONNEL (UTASP)	0	1
JAMAICA AIR TRAFFIC CONTROLLERS ASSOCIATION (JATCA)	0	4
JAMAICA MIDWIVES ASSOCIATION	1	0
BUSTAMANTE INDUSTRIAL TRADE UNION (BITU)/EASA	0	1
UNION OF TECHNICAL ADMINISTRATIVE & SUPERVISORY PERSONNEL (UTASP)/UNIVERSITY AND ALLIED WORKERS UNION (UAWU)	1	0
UNIVERSITY AND ALLIED WORKERS UNION (UAWU)/JAMAICA ASSOCIATION OF LOCAL GOVERNMENT OFFICERS (JALGO)	1	0
TRADES UNION CONGRESS	1	0
IBEROSTAR ASSOCIATION	0	1
NOT STATED	1	1
TOTAL	180	150

L 4**REPRESENTATIONAL RIGHTS POLLS CONDUCTED 2023 AND 2024**

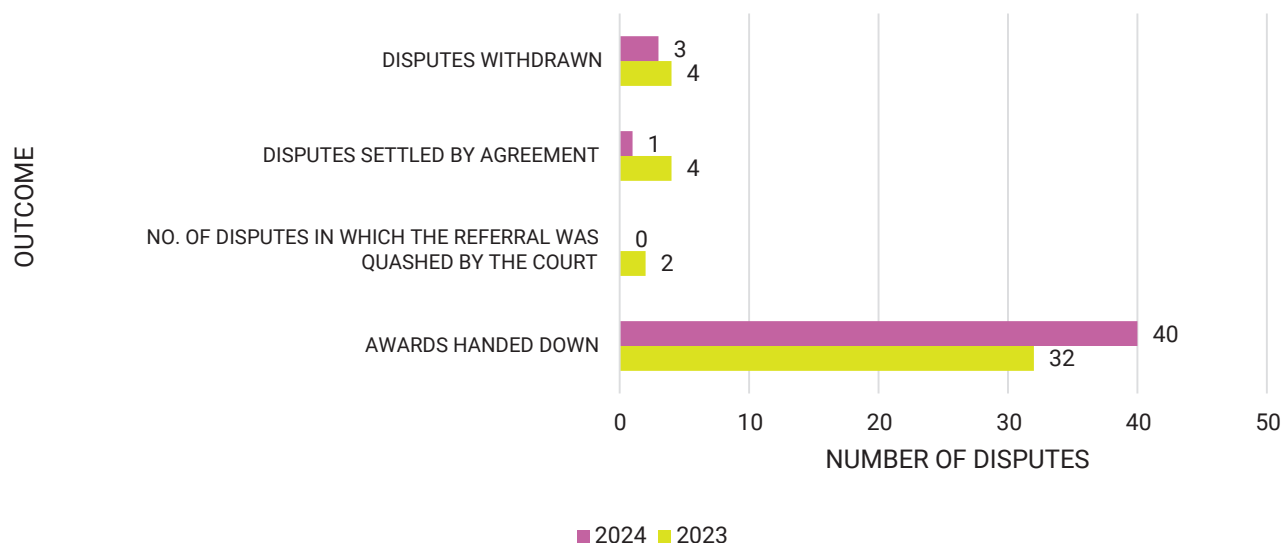
UNIONS INVOLVED	NO. OF POLLS HELD	NO. OF WORKERS ELIGIBLE TO VOTE
2024		
BUSTAMANTE INDUSTRIAL TRADE UNION (BITU)	2	33
UNION OF CLERICAL ADMINISTRATIVE & SUPERVISORY EMPLOYEES (UCASE)	2	40
TOTAL	4	73
2023		
UNION OF CLERICAL ADMINISTRATIVE & SUPERVISORY EMPLOYEES (UCASE)	1	40
NATIONAL WORKERS UNION (NWU)	2	45
TOTAL	3	85

INDUSTRIAL DISPUTES TRIBUNAL (ITD)

The Industrial Disputes Tribunal (IDT) is charged with the responsibility of determining and settling all industrial disputes referred by the Ministry. If the parties fail to arrive at a settlement at the local level, the matter is then reported to the Ministry for settlement by the Conciliation Unit. Where a settlement is not reached at this level, the dispute is referred to the IDT for a decision, except in the case of essential services.

L 5 DISPUTES REFERRED TO THE INDUSTRIAL DISPUTES TRIBUNAL BY CAUSE 2023 AND 2024		
CAUSE	2023	2024
WAGES AND CONDITIONS OF EMPLOYMENT	1	2
DISMISSAL/ TERMINATION	37	58
SUSPENSIONS	0	1
SEPARATION	0	0
REDUNDANCY	0	0
TOTAL	38	61

Figure 1: Disputes Settled by the Industrial Disputes Tribunal 2023 and 2024



L 6

INDUSTRIAL DISPUTES TRIBUNAL AWARDS BY REPRESENTATIVES AND CAUSES 2023 AND 2024

REPRESENTATIVES	ALL CAUSES		WAGES & CONDS. OF EMPLOYMENT		DISMISSALS/ TERMINATION		SUSPENSION		REDUNDANCY		BARGAINING RIGHTS	
	2023	2024	2023	2024	2023	2024	2023	2024	2023	2024	2023	2024
NWU	6	0	3	0	3	0	0	0	0	0	0	0
UTASP	1	0	0	0	1	0	0	0	0	0	0	0
UAWU	0	1	0	0	0	1	0	0	0	0	0	0
UCASE	1	4	0	1	0	3	0	0	0	0	1	0
JAMAICA CIVIL AVIATION AUTHORITY	0	0	0	0	0	0	0	0	0	0	0	0
INDIVIDUAL/ATTORNEY	24	35	0	0	24	35	0	0	0	0	0	0
TOTAL	32	40	3	1	28	39	0	0	0	0	1	0

L 7

INDUSTRIAL DISPUTES TRIBUNAL AWARDS BY INDUSTRY AND CAUSES 2023 AND 2024

INDUSTRY	ALL CAUSES		WAGES & CONDS. OF EMPLOYMENT		DISMISSALS/TERMINATION		SUSPENSIONS		REDUNDANCY		MISCELLANEOUS		BARGAINING RIGHTS	
	2023	2024	2023	2024	2023	2024	2023	2024	2023	2024	2023	2024	2023	2024
ACCOMMODATION AND FOOD SERVICE ACTIVITIES	1	6	0	0	1	6	0	0	0	0	0		0	0
ACTIVITIES OF EXTRATERRITORIAL ORGANISATIONS AND BODIES	1	0	0	0	1	0	0	0	0	0	0	0	0	0
ACTIVITIES OF HOUSEHOLDS AS EMPLOYERS; UNDIFFERENTIATED GOODS- AND SERVICES-PRODUCING ACTIVITIES OF HOUSEHOLDS FOR OWN USE	0	0	0	0	0	0	0	0	0	0	0	0	0	0
ADMINISTRATIVE AND SUPPORT SERVICE ACTIVITIES	2	4	0	0	2	4	0	0	0		0		0	0
AGRICULTURE, FORESTRY AND FISHING	0	0	0	0	0	0	0		0		0		0	0
ARTS, ENTERTAINMENT & RECREATION	2	0	0	0	2	0	0		0		0		0	0
CONSTRUCTION	1	0	0	0	1	0	0		0		0		0	0
EDUCATION	2	1	0	0	2	1	0		0		0		0	0
ELECTRICITY, GAS, STEAM & AIR CONDITIONING SUPPLY	1	0	0	0	0	0	0		0		0		1	0
FINANCIAL AND INSURANCE ACTIVITIES	6	1	0	0	6	1	0		0		0		0	0
HUMAN HEALTH AND SOCIAL WORK ACTIVITIES	0	1	0	0	0	1	0	0	0	0	0	0	0	0
INFORMATION AND COMMUNICATION	1	0	1		0		0		0		0		0	0
MANUFACTURING	3	8	0		3	8	0		0		0		0	0
MINING AND QUARRYING	0	4	0	1	0	3	0		0		0		0	0
OTHER SERVICE ACTIVITIES	1	0	0		1		0		0		0		0	0
PROFESSIONAL, SCIENTIFIC AND TECHNICAL ACTIVITIES	0	2	0		0	2	0		0		0		0	0
PUBLIC ADMINISTRATION AND DEFENSE; COMPULSORY SOCIAL SECURITY	3	5	0	0	3	5	0	0	0	0	0	0	0	0
REAL ESTATE ACTIVITIES	0	0	0		0		0		0		0		0	0
TRANSPORT AND STORAGE	1	3	0	0	1	3	0	0	0	0	0	0	0	0
WATER SUPPLY; SEWERAGE, WASTE MANAGEMENT AND REMEDIATION ACTIVITIES	0	1	0	0	0	1	0	0	0	0	0	0	0	0
WHOLESALE AND RETAIL TRADE; REPAIR OF MOTOR VEHICLES AND MOTORCYCLES	7	4	2	0	5	4	0	0	0	0	0	0	0	0
NOT STATED	0	0	0	0	0	0	0	0	0	0	0	0	0	0
ALL INDUSTRIES	32	40	3	1	28	39	0	0	0	0	0	0	1	0

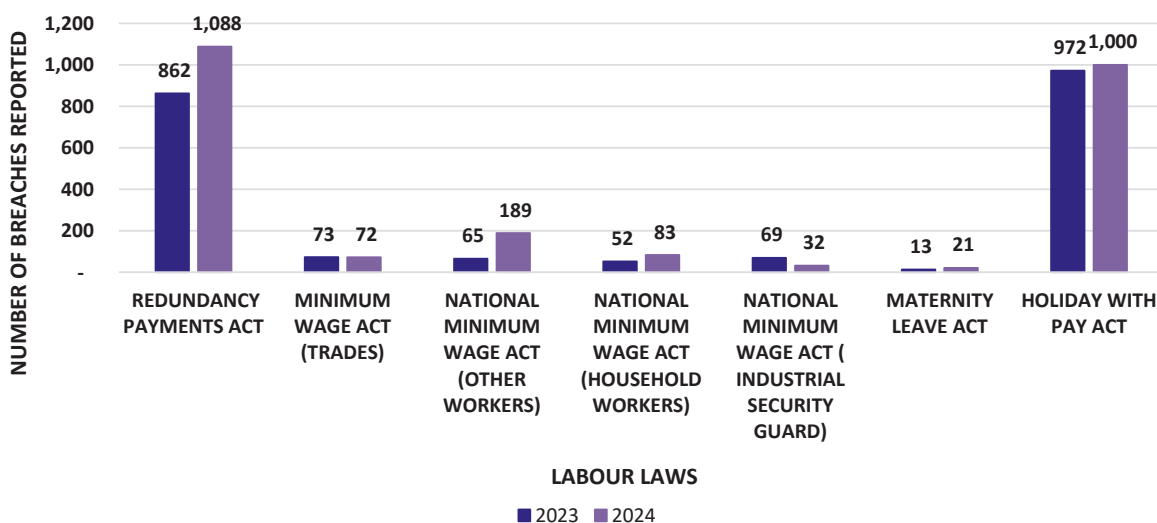
PAY AND CONDITIONS OF EMPLOYMENT BRANCH (PCEB)

The Pay and Conditions of Employment Branch (PCEB) is an arm of the Industrial Relations (IR) Department. Its core function is to ensure compliance with the minimum standards set out in the Labour Laws of Jamaica for non-unionised workers.

The PCEB relies on the following labour laws in the execution of their core functions:

1. Employment (Termination and Redundancy Payments) Act which includes Redundancy Pay and Notice Pay.
2. Minimum Wage Act which covers Household, Industrial Security Guard, Trade and other workers.
3. Holidays with Pay Act which includes vacation leave and sick leave.
4. Maternity Leave Act.

Figure 2: Labour Laws Breached by Employers



L 8

BREACHES REPORTED BY LEGISLATION AND SEX 2023 AND 2024

LEGISLATION	2023			2024		
	MALE	FEMALE	TOTAL	MALE	FEMALE	TOTAL
EMPLOYMENT (TERMINATION & REDUNDANCY PAYMENT) ACT	349	513	862	436	652	1,088
MINIMUM WAGE ACT (TRADES)	28	45	73	30	42	72
NATIONAL MINIMUM WAGE ORDER (OTHER WORKERS)	22	43	65	51	138	189
NATIONAL MINIMUM WAGE ORDER (HOUSEHOLD WORKERS)	6	46	52	7	76	83
NATIONAL MINIMUM WAGE ORDER (INDUSTRIAL SECURITY GUARD)	42	27	69	26	6	32
MATERNITY LEAVE ACT	3	10	13	0	21	21
HOLIDAY WITH PAY	421	551	972	350	650	1,000
TOTAL	871	1,235	2,106	900	1,585	2,485

L 9**NUMBER OF PERSONS INTERVIEWED BY LEGISLATION 2023 AND 2024**

LEGISLATION	2023	2024
MINIMUM WAGE ACT	923	842
MATERNITY LEAVE ACT	140	171
HOLIDAY WITH PAY ACT	1528	1200
EMPLOYMENT (TERMINATION & REDUNDANCY PAYMENTS) ACT	688	458
TOTAL	3,279	2,671

L 10**NUMBER OF ESTABLISHMENTS INSPECTED BY LEGISLATION 2024**

LEGISLATION		NUMBER OF ESTABLISHMENTS	
EMPLOYMENT (TERMINATION & REDUNDANCY PAYMENT) ACT	Notice Pay	229	417
	Redundancy Pay	188	
MINIMUM WAGE ACT	Household Workers	2	548
	Industrial Security Guard	5	
	Trade	422	
	Other	119	
MATERNITY LEAVE ACT		133	133
HOLIDAY WITH PAY	Vacation Leave	477	781
	Sick Leave	304	
TOTAL		1,879	1,879

L 11**SETTLEMENTS MADE BY EMPLOYERS TO EMPLOYEES THROUGH THE MINISTRY BY LEGISLATION AND SEX 2024**

LEGISLATION		MALE (\$)	FEMALE (\$)	TOTAL (\$)	MALE (\$)	FEMALE (\$)	TOTAL (\$)
EMPLOYMENT (TERMINATION & REDUNDANCY PAYMENT) ACT	Notice Pay	4,521,029.08	4,556,430.48	9,077,459.56	14,901,866.88	13,785,691.13	28,687,558.01
	Redundancy Pay	10,380,837.80	9,229,260.65	19,610,098.45			
MINIMUM WAGE ACT	Household Workers	0	1,995,050.00	1,995,050.00	5,997,086.38	8,107,567.87	14,104,654.25
	Industrial Security Guard	2,215,000.00	305,000.00	2,520,000.00			
	Trade	749,287.50	1,819,858.40	2,569,145.90			
	Other	3,032,798.88	3,987,659.47	7,020,458.35			
MATERNITY LEAVE ACT		0	1,388,425.85	1,388,425.85	0	1,388,425.85	1,388,425.85
HOLIDAY WITH PAY	Vacation Leave	11,494,123.88	8,420,684.92	19,914,808.80	11,554,123.88	8,852,684.92	20,406,808.80
	Sick Leave	60,000.00	432,000.00	492,000.00			
TOTAL		32,453,077.14	32,134,369.77	64,587,446.91	32,453,077.14	32,134,369.77	64,587,446.91

L 12**NUMBER OF PERSONS PAID BY DIRECT DEPOSIT FROM EMPLOYERS BY LEGISLATION AND SEX 2024**

LEGISLATION		MALE	FEMALE	TOTAL	MALE	FEMALE	TOTAL
EMPLOYMENT (TERMINATION & REDUNDANCY PAYMENT) ACT	Notice Pay	49	124	173	97	161	258
	Redundancy Pay	48	37	85			
MINIMUM WAGE ACT	Household Workers	0	9	9	8	60	68
	Industrial Security Guard	0	7	7			
	Trade	4	5	9			
	Other	4	39	43			
MATERNITY LEAVE ACT		0	3	3	0	3	3
HOLIDAY WITH PAY	Vacation Leave	44	104	148	45	115	160
	Sick Leave	1	11	12			
TOTAL		150	339	489	150	339	489

L 13**NUMBER OF PERSONS PAID THROUGH THE MINISTRY BY EMPLOYERS, BY LEGISLATION AND SEX 2024**

LEGISLATION		MALE	FEMALE	TOTAL	MALE	FEMALE	TOTAL
EMPLOYMENT (TERMINATION & REDUNDANCY PAYMENT) ACT	Notice Pay	34	74	108	64	102	166
	Redundancy Pay	30	28	58			
MINIMUM WAGE ACT	Household Workers	0	16	16	13	54	67
	Industrial Security Guard	0	0	0			
	Trade	4	8	12			
	Other	9	30	39			
MATERNITY LEAVE ACT		0	0	0	0	0	0
HOLIDAY WITH PAY	Vacation Leave	70	128	198	72	130	202
	Sick Leave	2	2	4			
TOTAL		149	286	435	149	286	435

L 14**NUMBER OF PERSONS PAID FROM DEPOSITS MADE TO THE MINISTRY BY LEGISLATION AND SEX 2024**

LEGISLATION		MALE	FEMALE	TOTAL	MALE	FEMALE	TOTAL
EMPLOYMENT (TERMINATION & REDUNDANCY PAYMENT) ACT	Notice Pay	32	60	92	50	83	133
	Redundancy Pay	18	23	41			
MINIMUM WAGE ACT (TRADES)	Household Workers	0	12	12	9	40	49
	Industrial Security Guard	0	0	0			
	Trade	2	6	8			
	Other	7	22	29			
MATERNITY LEAVE ACT		0	5	5	0	5	5
HOLIDAY WITH PAY	Vacation Leave	53	103	156	56	106	162
	Sick Leave	3	3	6			
TOTAL		115	234	349	115	234	349

L 15**NUMBER OF REDUNDANCIES REPORTED TO THE MINISTRY BY OCCUPATIONAL CLASSIFICATION AND QUARTER 2024**

OCCUPATIONAL CLASSIFICATION	QUARTER				TOTAL
	JAN-MAR	APR-JUN	JUL-SEPT	OCT-DEC	
ARMED FORCES	0	0	0	1	1
CLERICAL SUPPORT WORKERS	0	0	1	70	71
CRAFTS & RELATED TRADES WORKERS	1	2	4	0	7
ELEMENTARY OCCUPATIONS	2	10	1	1	14
MANAGERS	1	0	3	1	5
PLANT & MACHINE OPERATORS & ASSEMBLERS	1	0	0	0	1
PROFESSIONALS	4	3	5	12	24
SERVICE & SALES WORKERS	36	13	167	13	229
SKILLED AGRICULTURAL, FORESTRY & FISHERY WORKERS	0	5	3	1	9
TECHNICIANS & ASSOCIATE PROFESSIONALS	0	0	0	0	0
TOTAL	45	33	184	99	361

L 16**NUMBER OF INSPECTIONS CONDUCTED BY THE MINISTRY BY INDUSTRY, LEGISLATION AND QUARTER 2024**

INDUSTRY	QUARTER				TOTAL
	JAN-MAR	APR-JUN	JUL-SEPT	OCT-DEC	
ACCOMODATION & FOOD SERVICE ACTIVITIES	30	23	37	27	117
ACTIVITIES OF EXTRATERRITORIAL ORGANISATIONS & BODIES	0	1	0	0	1
ACTIVITIES OF HOUSEHOLD AS EMPLOYERS; UNDIFFERENTIATED GOODS & SERVICES-PRODUCING ACTIVITIES OF HOUSEHOLDS FOR OWN USE	9	0	0	7	16
ADMINISTRATIVE & SUPPORT SERVICE ACTIVITIES	0	8	1	1	10
AGRICULTURE, FORESTRY & FISHING	1	2	4	4	11
ARTS, ENTERTAINMENT & RECREATION	3	3	4	1	11
CONSTRUCTION	6	11	4	5	26
EDUCATION	9	5	3	3	20
ELECTRICITY, GAS, STEAM & AIR CONDITIONING SUPPLY	8	6	1	2	17
FINANCIAL & INSURANCE ACTIVITIES	0	2	1	1	4
HUMAN HEALTH & SOCIAL WORK ACTIVITIES	3	9	7	10	29
INFORMATION & COMMUNICATION	0	0	0	0	0
MANUFACTURING	0	0	1	2	3
MINING & QUARRYING	1	0	0	0	1
OTHER SERVICE ACTIVITIES	13	7	12	42	74
PROFESSIONAL, SCIENTIFIC & TECHNICAL ACTIVITIES	1	1	0	0	2
PUBLIC ADMINISTRATION & DEFENSE; CUMPULSORY SOCIAL SECURITY EDUCATION	2	2	1	1	6
REAL ESTATE ACTIVITIES	0	0	0	0	0
TRANSPORT & STORAGE	0	0	0	0	0
WATER SUPPLY; SEWERAGE, WASTE MANAGEMENT & REMEDIATION ACTIVITIES	1	0	0	0	1
WHOLESALE & RETAIL TRADE; REPAIR OF MOTOR VEHICLES & MOTORCYCLES	179	156	78	58	471
TOTAL	266	236	154	164	820

L 17**NUMBER OF REDUNDANCIES REPORTED TO THE MINISTRY BY INDUSTRY AND QUARTER 2024**

INDUSTRY	QUARTER				TOTAL
	JAN-MAR	APR-JUN	JUL-SEPT	OCT-DEC	
ACCOMODATION & FOOD SERVICE ACTIVITIES	34	12	20	2	68
ACTIVITIES OF EXTRATERRITORIAL ORGANISATIONS & BODIES	0	1	0	0	1
ACTIVITIES OF HOUSEHOLD AS EMPLOYERS; UNDIFFERENTIATED GOODS & SERVICES-PRODUCING ACTIVITIES OF HOUSEHOLDS FOR OWN USE	1	0	2	2	5
ADMINISTRATIVE & SUPPORT SERVICE ACTIVITIES	1	0	128	2	131
AGRICULTURE, FORESTRY & FISHING	1	5	2	0	8
ARTS, ENTERTAINMENT & RECREATION	1	0	0	2	3
CONSTRUCTION	2	1	3	0	6
EDUCATION	0	1	1	1	3
ELECTRICITY, GAS, STEAM & AIR CONDITIONING SUPPLY	0	0	0	74	74
FINANCIAL & INSURANCE ACTIVITIES	0	1	0	0	1
HUMAN HEALTH & SOCIAL WORK ACTIVITIES	3	3	0	2	8
INFORMATION & COMMUNICATION	0	0	0	0	0
MANUFACTURING	0	0	0	0	0
MINING & QUARRYING	0	0	0	0	0
OTHER SERVICE ACTIVITIES	5	2	4	1	12
PROFESSIONAL, SCIENTIFIC & TECHNICAL ACTIVITIES	1	0	4	12	17
PUBLIC ADMINISTRATION & DEFENSE; CUMPULSORY SOCIAL SECURITY EDUCATION	1	0	0	0	1
REAL ESTATE ACTIVITIES	0	0	0	0	0
TRANSPORT & STORAGE	0	0	0	0	0
WATER SUPPLY; SEWERAGE, WASTE MANAGEMENT & REMEDIATION ACTIVITIES	0	0	0	0	0
WHOLESALE & RETAIL TRADE; REPAIR OF MOTOR VEHICLES & MOTORCYCLES	4	10	17	1	32
TOTAL	54	36	181	99	370

L 18**NUMBER OF PERSONS RECEIVING LABOUR ADVICE FROM THE MINISTRY BY MONTH AND MODE OF COMMUNICATION 2024**

MONTH	MODE OF COMMUNICATION			TOTAL
	WALK-INS	TELEPHONE CALLS/ WHATSAPP	EMAILS	
JANUARY	1,571	819	28	2,418
FEBRUARY	1,021	675	22	1,718
MARCH	1,146	620	14	1,780
APRIL	1,499	541	17	2,057
MAY	1,197	517	13	1,727
JUNE	867	563	28	1,458
JULY	1,047	733	34	1,814
AUGUST	1,374	754	15	2,143
SEPTEMBER	1,188	744	21	1,953
OCTOBER	1,089	1,690	28	2,807
NOVEMBER	1,026	1,943	25	2,994
DECEMBER	791	1,112	6	1,909
TOTAL	13,816	10,711	251	24,778

L 19**NUMBER OF PERSONS WHO MADE COMPLAINTS TO THE MINISTRY BY MONTH AND MODE OF COMMUNICATION 2024**

MONTH	MODE OF COMMUNICATION									TOTAL		
	WALK-INS			TELEPHONE CALLS/ WHATSAPP			EMAILS					
	M	F	T	M	F	T	M	F	T	M	F	T
JANUARY	51	97	148	30	20	50	0	2	2	81	119	200
FEBRUARY	65	89	154	20	18	38	0	6	6	85	113	198
MARCH	93	177	270	33	52	85	1	8	9	127	237	364
APRIL	187	108	295	82	38	120	2	0	2	271	146	417
MAY	127	109	236	65	18	83	1	0	1	193	127	320
JUNE	117	75	192	90	13	103	3	0	3	210	88	298
JULY	62	83	145	28	39	67	2	5	7	92	127	219
AUGUST	95	127	222	31	49	80	3	10	13	129	186	315
SEPTEMBER	84	165	249	22	30	52	0	0	0	106	195	301
OCTOBER	70	127	197	51	61	112	7	4	11	128	192	320
NOVEMBER	58	119	177	12	23	35	0	0	0	70	142	212
DECEMBER	54	124	178	5	135	140	0	5	5	59	264	323
TOTAL	1,063	1,400	2,463	469	496	965	19	40	59	1,551	1,936	3,487

MANPOWER SERVICES

The strategic objective of the Manpower Services section is to alleviate unemployment through facilitating access to local and overseas employment opportunities. This is within the operations of three units; Overseas Employment, Local Employment/Electronic Labour Exchange and Employment Agencies.

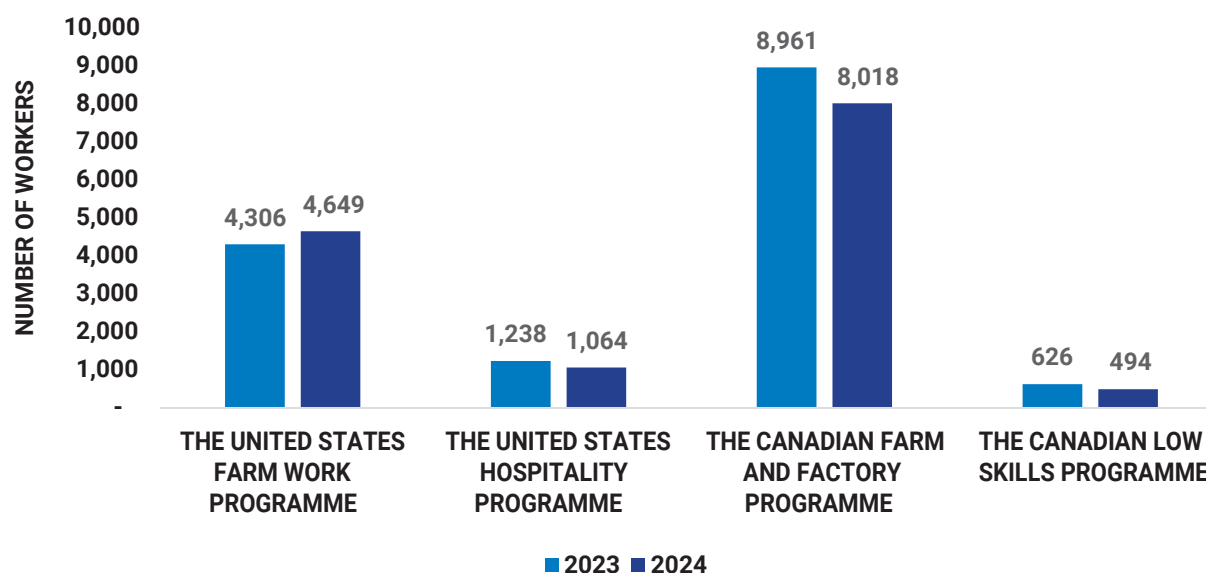
THE OVERSEAS EMPLOYMENT SECTION

This section facilitates the selection, recruitment, dispatch and repatriation of workers who participate in migrant work programmes in the United States and Canada.

There are three (3) major Programmes:

1. The United States Farm Work Programme
2. The United States Hospitality Programme
3. The Canadian Farm and Factory Programme

Figure 3: Workers Placed in Overseas Employment Through the Government of Jamaica, 2023 and 2024



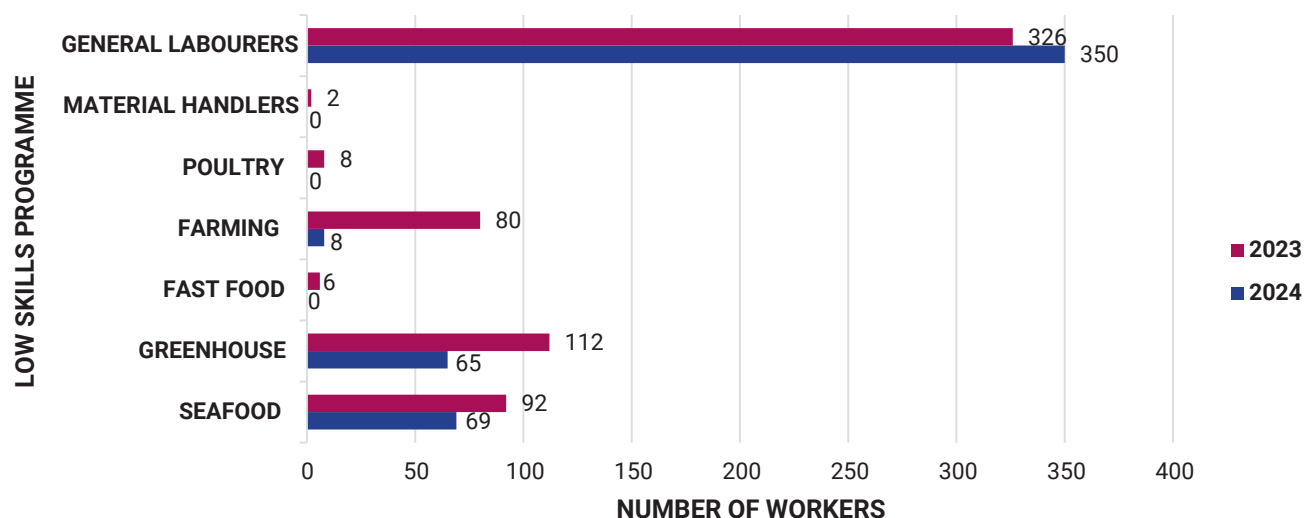
L 20**WORKERS PLACED IN EMPLOYMENT THROUGH THE GOVERNMENT OF JAMAICA IN THE UNITED STATES OF AMERICA BY PROGRAMME, SEX AND MONTH 2023 AND 2024**

MONTH	U.S. FARMS						U.S. HOTEL WORKERS						TOTAL					
	2023			2024			2023			2024			2023			2024		
	M	F	T	M	F	T	M	F	T	M	F	T	M	F	T	M	F	T
JANUARY	112	0	112	101	0	101	11	6	17	4	3	7	123	6	129	105	3	108
FEBRUARY	125	0	125	276	0	276	47	46	93	15	0	15	172	46	218	291	0	291
MARCH	657	0	657	456	0	456	29	81	110	5	2	7	686	81	767	461	2	463
APRIL	349	2	351	507	0	507	120	170	290	172	195	367	469	172	641	679	195	874
MAY	430	2	432	492	2	494	174	197	371	128	189	317	604	199	803	620	191	811
JUNE	514	65	579	529	65	594	20	29	49	46	28	74	534	94	628	575	93	668
JULY	342	0	342	361	0	361	10	29	39	11	19	30	352	29	381	372	19	391
AUGUST	961	0	961	1,092	0	1,092	1	4	5	0	0	0	962	4	966	1,092	0	1,092
SEPTEMBER	733	0	733	707	0	707	81	54	135	6	0	6	814	54	868	713	0	713
OCTOBER	1	0	1	39	0	39	86	26	112	149	75	224	87	26	113	188	75	263
NOVEMBER	13		13	4	0	4	1	0	1	15	2	17	14	0	14	19	2	21
DECEMBER	0		0	18	0	18	12	4	16	0	0	0	12	4	16	18	0	18
TOTAL	4,237	69	4,306	4,582	67	4,649	592	646	1,238	551	513	1,064	4,829	715	5,544	5,133	580	5,713

L 21**WORKERS PLACED IN EMPLOYMENT THROUGH THE GOVERNMENT OF JAMAICA IN CANADA BY CATEGORY, SEX AND MONTH 2023 AND 2024**

MONTH	NUMBER OF WORKERS																	
	CANADIAN FARM/FACTORIES						LOW SKILLS WORKERS						TOTAL					
	2023			2024			2023			2024			2023			2024		
	M	F	T	M	F	T	M	F	T	M	F	T	M	F	T	M	F	T
JANUARY	344	0	344	317	0	317	13	0	13	6	0	6	357	0	357	323	0	323
FEBRUARY	249	22	271	288	0	288	2	0	2	11	0	11	251	22	273	299	0	299
MARCH	1,445	29	1,474	1,262	33	1,295	71	0	71	28	0	28	1,516	29	1,545	1,290	33	1,323
APRIL	1,606	108	1,714	1,869	119	1,988	49	29	78	43	20	63	1,655	137	1,792	1,912	139	2,051
MAY	1300	34	1,334	1,220	22	1,242	116	26	142	87	21	108	1,416	60	1,476	1,307	43	1,350
JUNE	1,032	153	1,185	628	109	737	105	6	111	74	0	74	1,137	159	1,296	702	109	811
JULY	1,175	112	1,287	683	54	737	16	0	16	43	0	43	1,191	112	1,303	726	54	780
AUGUST	655	0	655	424	1	425	147	0	147	129	0	129	802	0	802	553	1	554
SEPTEMBER	676	8	684	956	12	968	8	1	9	7	0	7	684	9	693	963	12	975
OCTOBER	11	0	11	14	0	14	6	1	7	8	0	8	17	1	18	22	0	22
NOVEMBER	1	0	1	7	0	7	11	0	11	1	0	1	12	0	12	8	0	8
DECEMBER	1	0	1	0	0	0	19	0	19	16	0	16	20	0	20	16	0	16
TOTAL	8,495	466	8,961	7,668	350	8,018	563	63	626	453	41	494	9,058	529	9,587	8,121	391	8,512

Figure 4: Low Skills Workers Placed in Employment in Canada 2023 and 2024



L 22

WORKERS PLACED IN EMPLOYMENT THROUGH THE GOVERNMENT OF JAMAICA IN CANADA (LOW SKILLED)
BY SEX AND MONTH 2024

MONTH 2024	SEAFOOD			GREENHOUSE			FAST FOOD			FARMING			POULTRY			MATERIAL HANDLERS			GENERAL LABOURER			AUTOMOTIVE SERVICE TECHNICIAN			TOTAL		
	M	F	T	M	F	T	M	F	T	M	F	T	M	F	T	M	F	T	M	F	T	M	F	T	M	F	T
JANUARY	0	0	0	6	0	6	0	0	0	0	0	0	0	0	0	0	0	0	0	0	0	0	0	0	6	0	6
FEBRUARY	0	0	0	6	0	6	0	0	0	0	0	0	0	0	0	0	0	0	4	0	4	1	0	1	11	0	11
MARCH	0	0	0	9	0	9	0	0	0	4	0	4	0	0	0	0	0	0	15	0	15	0	0	0	28	0	28
APRIL	18	20	38	4	0	4	0	0	0	0	0	0	0	0	0	0	0	0	21	0	21	0	0	0	43	20	63
MAY	10	21	31	10	0	10	0	0	0	0	0	0	0	0	0	0	0	0	67	0	67	0	0	0	87	21	108
JUNE	0	0	0	6	0	6	0	0	0	0	0	0	0	0	0	0	0	0	68	0	68	0	0	0	74	0	74
JULY	0	0	0	2	0	2	0	0	0	0	0	0	0	0	0	0	0	0	41	0	41	0	0	0	43	0	43
AUGUST	0	0	0	2	0	2	0	0	0	0	0	0	0	0	0	0	0	0	127	0	127	0	0	0	129	0	129
SEPTEMBER	0	0	0	7	0	7	0	0	0	0	0	0	0	0	0	0	0	0	0	0	0	0	0	0	7	0	7
OCTOBER	0	0	0	4	0	4	0	0	0	4	0	4	0	0	0	0	0	0	0	0	0	0	0	0	8	0	8
NOVEMBER	0	0	0	1	0	1	0	0	0	0	0	0	0	0	0	0	0	0	0	0	0	0	0	0	1	0	1
DECEMBER	0	0	0	8	0	8	0	0	0	0	0	0	0	0	0	0	0	0	7	0	7	1	0	1	16	0	16
TOTAL	28	41	69	65	0	65	0	0	0	8	0	8	0	0	0	0	0	0	350	0	350	2	0	2	453	41	494

ELECTRONIC LABOUR EXCHANGE DEPARTMENT

The Electronic Labour Exchange (ELE) facilitates the efficient matching of jobseekers with prospective employers and forms the core of the web based Labour Market Information System (LMIS). The LMIS also features online services to attract employers. These include the ability to post vacancies and access a database of skilled workers to seek and select qualified candidates. The service also includes:

1. Career Counselling
2. Resume Writing
3. Interview and Job Searching Techniques
4. Labour Market Information (LMI)

L 23

NOTIFIED VACANCIES BY REGION AND MONTH 2023 AND 2024

	NOTIFIED VACANCIES									
MONTH	KINGSTON		ST. ANN		MANCHESTER		ST. JAMES		TOTAL	
	2023	2024	2023	2024	2023	2024	2023	2024	2023	2024
JANUARY	90	388	5	11	4	9	4	7	103	415
FEBRUARY	78	493	37	8	0	18	0	43	115	562
MARCH	32	1,365	0	98	10	6	6	0	48	1,469
APRIL	85	54	12	1	20	2	4	18	121	75
MAY	411	371	0	65	138	173	97	67	646	676
JUNE	33	294	0	0	35	2	0	839	68	1135
JULY	0	712	88	12	12	40	0	20	100	784
AUGUST	0	80	731	47	6	0	0	3	737	130
SEPTEMBER	1,019	18	0	26	0	148	0	3,361	1,019	3,553
OCTOBER	15	0	0	0	13	0	37	10	65	10
NOVEMBER	10	253	0	721	2	6	28	70	40	1050
DECEMBER	0	214	0	148	0	0	146	26	146	388
TOTAL	1.773	4.242	873	1.137	240	404	322	4.464	3.208	10.247

L 24

VACANCIES AND PLACEMENTS BY OCCUPATIONAL CLASSIFICATION AND SEX 2023 AND 2024

OCCUPATIONAL CLASSIFICATION	2023				2024			
	VACANCIES	PLACEMENTS			VACANCIES	PLACEMENTS		
		MALE	FEMALE	TOTAL		MALE	FEMALE	TOTAL
CLERICAL SUPPORT WORKERS	470	57	313	370	910	62	214	276
CRAFTS & RELATED TRADES WORKERS	163	8	4	12	112	11	1	12
ELEMENTARY OCCUPATIONS	510	110	173	283	1,203	104	123	227
MANAGERS	65	8	38	46	506	7	10	17
PLANT & MACHINE OPERATORS & ASSEMBLERS	248	10	3	13	322	11	0	11
PROFESSIONALS	76	6	14	20	78	3	3	6
SERVICE WORKERS & SHOP & MARKET SALES WORKERS	1,651	136	479	615	6,878	189	477	666
SKILLED AGRICULTURAL, FORESTRY & FISHERY WORKERS	5	0	0	0	12	0	0	0
TECHNICIANS & ASSOCIATE PROFESSIONALS	20	4	34	38	226	13	4	17
TOTAL	3,208	339	1,058	1,397	10,247	400	832	1,232

L 25

VACANCIES AND PLACEMENTS BY INDUSTRY AND SEX 2023 AND 2024

INDUSTRY	2023				2024			
	VACANCIES	PLACEMENTS			VACANCIES	PLACEMENTS		
		MALE	FEMALE	TOTAL		MALE	FEMALE	TOTAL
ACCOMMODATION & FOOD SERVICE ACTIVITIES	902	108	291	399	3877	162	291	453
ACTIVITIES OF EXTRATERRITORIAL ORGANISATIONS & BODIES	0	0	0	0	0	0	0	0
ACTIVITIES OF HOUSEHOLDS AS EMPLOYERS; UNDIFFERENTIATED GOODS & SERVICES-PRODUCING ACTIVITIES OF HOUSEHOLDS FOR OWN USE	34	0	37	37	12	0	4	4
ADMINISTRATIVE & SUPPORT SERVICE ACTIVITIES	962	35	118	153	3951	70	205	275
AGRICULTURE, HUNTING FORESTRY & FISHING	0	0	0	0	0	0	0	0
ARTS, ENTERTAINMENT & RECREATION	7	0	0	0	186	17	22	39
CONSTRUCTION	1	0	1	1	3	1	2	3
EDUCATION	16	1	15	16	34	5	29	34
ELECTRICITY, GAS, STEAM & AIR CONDITIONING SUPPLY	9	0	1	1	12	0	0	0
FINANCIAL & INSURANCE ACTIVITIES	41	5	27	32	63	10	27	37
HUMAN HEALTH & SOCIAL WORK ACTIVITIES	29	3	19	22	20	3	18	21
INFORMATION & COMMUNICATION	109	0	1	1	3	1	1	2
MANUFACTURING	146	10	19	29	629	88	93	181
MINING & QUARRYING	230	5	10	15	5	0	0	0
OTHER SERVICE ACTIVITIES	1	0	1	1	14	0	0	0
PROFESSIONAL, SCIENTIFIC & TECHNICAL ACTIVITIES	11	0	3	3	95	0	3	3
PUBLIC ADMINISTRATION & DEFENCE; COMPULSORY SOCIAL SECURITY	37	44	39	83	117	3	14	17
REAL ESTATE ACTIVITIES	1	1	1	2	6	0	0	0
TRANSPORT & STORAGE	155	5	12	17	161	16	32	48
WATER SUPPLY; SEWERAGE, WASTE MANAGEMENT & REMEDIATION ACTIVITIES	2	0	2	2	0	3	0	3
WHOLESALE & RETAIL TRADE, REPAIR OF MOTOR VEHICLES & MOTORCYCLES	513	124	459	583	1,059	22	90	112
NOT CLASSIFIED	2	0	0	0	0	0	0	0
TOTAL	3,208	341	1,056	1,397	10,247	401	831	1,232

L 26

PLACEMENTS BY REGION, MONTH AND SEX 2023 AND 2024

MONTH	NUMBER OF PLACEMENTS																						TOTAL							
	KINGSTON						ST. ANN						MANCHESTER						ST. JAMES											
	2023 <small>(Revised)</small>			2024			2023 <small>(Revised)</small>			2024			2023 <small>(Revised)</small>			2024			2023 <small>(Revised)</small>			2024								
	M	F	T	M	F	T	M	F	T	M	F	T	M	F	T	M	F	T	M	F	T	M	F	T	M	F	T			
JANUARY	2	6	8	11	30	41	1	4	5	3	1	4	2	2	4	0	1	1	0	0	0	5	6	11	5	12	17	19	38	57
FEBRUARY	0	0	0	32	10	42	2	25	27	0	0	0	0	0	0	4	9	13	0	0	0	7	8	15	2	25	27	43	27	70
MARCH	74	143	217	2	12	14	0	0	0	0	0	0	5	14	19	1	6	7	19	25	44	0	0	0	98	182	280	3	18	21
APRIL	1	4	5	38	70	108	6	24	30	3	2	5	0	1	1	0	0	0	1	8	9	8	9	17	8	37	45	49	81	130
MAY	32	72	104	12	34	46	0	0	0	5	13	18	0	0	0	14	45	59	0	0	0	0	0	0	32	72	104	31	92	123
JUNE <small>(Revised)</small>	0	37	37	29	43	72	2	20	22	0	0	0	3	19	22	0	0	0	2	4	6	0	0	0	7	80	87	29	43	72
JULY	74	311	385	30	72	102	3	13	16	43	38	81	8	30	38	0	0	0	3	10	13	21	48	69	88	364	452	94	158	252
AUGUST	0	0	0	3	5	8	3	2	5	1	10	11	1	5	6	5	15	20	11	31	42	1	2	3	15	38	53	10	32	42
SEPTEMBER	33	101	134	7	34	41	0	0	0	4	17	21	0	0	0	17	70	87	0	0	0	39	82	121	33	101	134	67	203	270
OCTOBER	3	12	15	13	29	42	0	0	0	0	2	2	1	12	13	0	2	2	23	36	59	3	7	10	27	60	87	16	40	56
NOVEMBER	20	74	94	5	11	16	0	0	0	11	21	32	1	1	2	0	6	6	2	26	28	3	10	13	23	101	124	19	48	67
DECEMBER	0	0	0	2	10	12	0	0	0	15	23	38	0	0	0	0	1	1	6	24	30	3	18	21	6	24	30	20	52	72
TOTAL	239	760	999	184	360	544	17	88	105	85	127	212	21	84	105	41	155	196	67	164	231	90	190	280	344	1,096	1,440	400	832	1,232

L 27

JOBSEEKERS REGISTRATION BY REGION, MONTH AND SEX 2023 AND 2024

MONTH	REGISTRATION (walk ins) ¹																								TOTAL					
	KINGSTON						ST. ANN						MANCHESTER						ST. JAMES											
	2023			2024			2023			2024			2023			2024			2023			2024			2023			2024		
	M	F	T	M	F	T	M	F	T	M	F	T	M	F	T	M	F	T	M	F	T	M	F	T	M	F	T	M	F	T
JANUARY	7	11	18	13	31	44	0	0	0	0	0	0	0	0	0	0	1	1	0	0	0	0	7	11	18	13	32	45		
FEBRUARY	4	9	13	8	16	24	0	0	0	0	0	0	0	0	0	0	1	1	0	0	0	0	4	9	13	8	17	25		
MARCH	2	8	10	7	22	29	0	0	0	0	0	0	0	0	0	1	5	6	0	0	0	0	2	8	10	8	27	35		
APRIL	8	6	14	0	0	0	0	0	0	0	0	0	0	0	0	0	0	0	0	0	13	38	51	8	6	14	13	38	51	
MAY	3	15	18	15	24	39	0	0	0	0	0	0	0	0	0	0	0	0	0	0	0	0	3	15	18	15	24	39		
JUNE	1	3	4	1	16	17	0	0	0	0	0	0	0	0	0	0	0	0	0	0	0	0	1	3	4	1	16	17		
JULY	11	17	28	8	19	27	0	0	0	0	0	0	0	0	0	0	0	0	0	0	0	0	11	17	28	8	19	27		
AUGUST	0	0	0	18	24	42	0	0	0	0	0	0	0	0	0	1	1	2	0	0	0	0	0	0	0	19	25	44		
SEPTEMBER	1	17	18	0	0	0	0	0	0	0	0	0	0	0	0	0	0	0	0	0	0	0	1	17	18	0	0	0		
OCTOBER	0	0	0	9	40	49	0	0	0	0	0	0	0	0	0	0	0	0	0	0	0	0	0	0	0	9	40	49		
NOVEMBER	10	27	37	0	0	0	0	0	0	0	0	0	0	0	0	0	0	0	0	0	0	0	10	27	37	0	0	0		
DECEMBER	0	0	0	3	10	13	0	0	0	0	0	0	0	0	0	0	0	0	0	0	0	0	0	0	0	3	10	13		
TOTAL	47	113	160	82	202	284	0	0	0	0	0	0	0	0	0	2	8	10	0	0	0	13	38	51	47	113	160	97	248	345

1. Walk-ins only.

EMPLOYMENT AGENCIES UNIT

The strategic objective of the Employment Agencies Unit (EAU) is to alleviate unemployment through the issuing of licences to operators of Employment Agencies in order to allow them to seek unemployment opportunities for clients, both locally and overseas. The Unit operates island-wide to monitor the agencies, in order to ensure compliance with the Employment Agencies Regulation Act, 1957.

Figure 5: Licenses Issued to Private Employment Agencies, 2023 and 2024

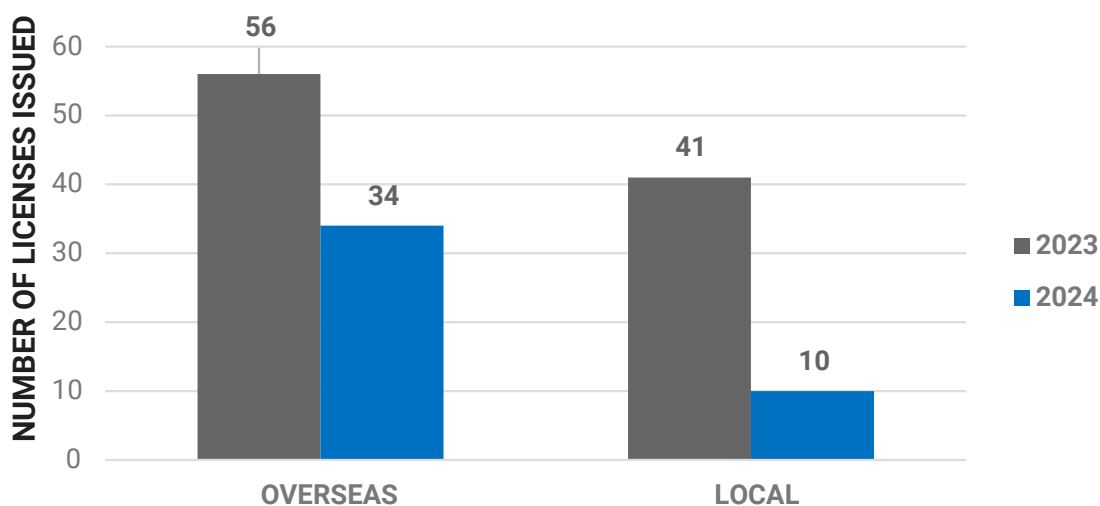
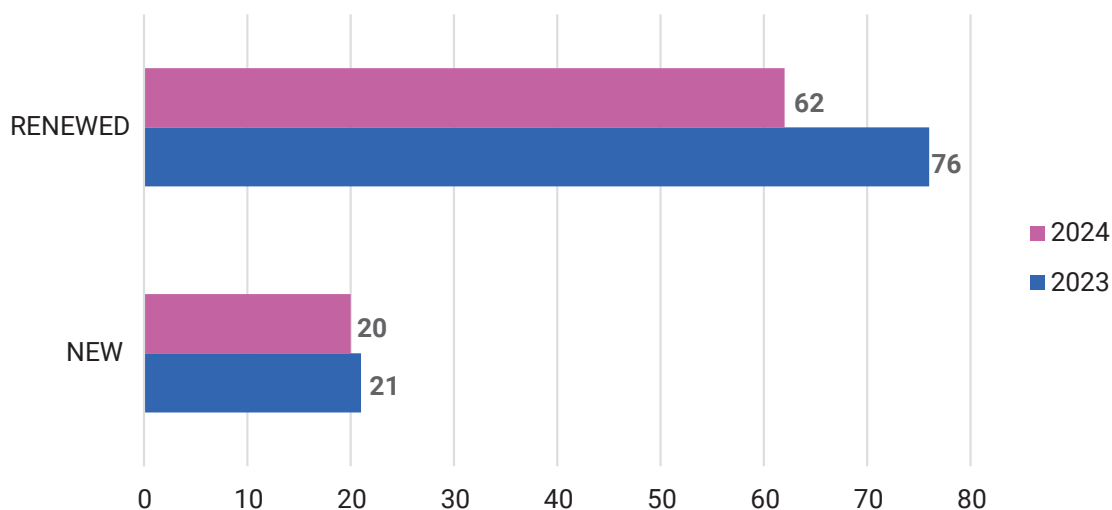


Figure 6: Licenses Status of Registered Private Employment Agencies, 2023 and 2024



L 28**EMPLOYMENT AGENCIES LOCAL AND OVERSEAS PROGRAMME VACANCIES 2023 AND 2024**

QUARTER	LOCAL		OVERSEAS								TOTAL	
			H2B		J1		CANADA		OTHER / TOKYO			
	2023	2024	2023	2024	2023	2024	2023	2024	2023	0	2023	2023
JAN-MAR	17	269	1,955	344	1001	354	8	2	0	0	2,981	969
APR-JUNE	23	3	269	1,073	28	71	0	1	0	0	320	1,148
JULY-SEPT	114	1,126	1041	569	201	5489	0	0	0	0	1,356	7,184
OCT-DEC	1084	324	84	231	17	3938	0	6	0	0	1,185	4,499
TOTAL	1238	1,722	3,349	2,217	1,247	9,852	8	9	0	0	5,842	13,800

L 29**EMPLOYMENT AGENCIES LOCAL AND OVERSEAS PROGRAMME PLACEMENTS 2023 AND 2024**

QUARTER	LOCAL		OVERSEAS PROGRAMME								TOTAL	
			H2B		J1		CRUISE SHIP		CANADA			
	2023	2024	2023	2024	2023	2024	2023	2024	2023	2024	2023	2024
JAN-MAR	0	142	1,178	68	4	40	0	0	0	0	1,182	250
APR-JUNE	600	3	1,327	1,299	361	233	0	0	0	0	2,288	1,535
JULY-SEPT	21	559	113	942	189	3530	0	0	0	0	323	5,031
OCT-DEC	398	137	233	1,048	17	1484	0	0	0	6	648	2,675
TOTAL	1,019	841	2,851	3,357	571	5,287	0	0	0	6	4,441	9,491

L 30**EMPLOYMENT AGENCIES VACANCIES BY OCCUPATION AND SEX 2023 AND 2024**

TYPES OF OCCUPATION	2023			2024		
	MALE	FEMALE	TOTAL	MALE	FEMALE	TOTAL
DOMESTIC HELPER/RELATED	410	1,208	1,618	580	1,344	1,924
WAITERS/SERVERS	475	900	1,375	876	1420	2,296
CLERICAL/FRONT DESK	42	188	230	231	653	884
SALES WORKER	110	231	341	391	684	1,075
PRODUCTION WORKERS	52	22	74	955	1252	2,207
BUILDING WORKERS	41	4	45	38	13	51
TRANSPORT WORKERS	156	101	257	47	17	64
NURSE MAID	0	0	0	0	0	0
COOKS	50	50	100	0	0	0
LABOURER/RELATED	0	0	0	0	0	0
CONSTRUCTION WORKERS	0	0	0	0	0	0
DISH WASHERS	0	0	0	0	0	0
HOUSEKEEPER	92	143	235	0	0	0
OTHERS	411	596	1,007	0	0	0
RESORT WORKERS	3	2	5	0	0	0
RIDE ATTENDANTS	50	50	100	0	0	0
LIFEGUARDS	203	177	380	0	0	0
FAST FOOD WORKERS	0	0	0	0	0	0

L 30**EMPLOYMENT AGENCIES VACANCIES BY OCCUPATION AND SEX 2023 AND 2024**

TYPES OF OCCUPATION	2023			2024		
	MALE	FEMALE	TOTAL	MALE	FEMALE	TOTAL
KITCHEN STAFF	0	0	0	1919	3363	5,282
TEACHERS	0	2	2	0	2	2
THEME & AMUSEMENT PARK WORKERS	27	29	56	7	8	15
TRUCKLOADERS	0	0	0	0	0	0
MAINTENANCE WORKERS	0	0	0	0	0	0
STORE CLERKS	0	0	0	0	0	0
J1 CAMP COUNSELLORS	6	11	17	0	0	0
PHOTOGRAPHERS	0	0	0	0	0	0
TOTAL	2,128	3,714	5,842	5,044	8,756	13,800

L 31**EMPLOYMENT AGENCIES PLACEMENTS BY OCCUPATION AND SEX 2023 AND 2024**

OCCUPATION TYPE	2023			2024		
	MALE	FEMALE	TOTAL	MALE	FEMALE	TOTAL
DOMESTIC HELPER/RELATED	213	663	876	749	1813	2,562
WAITERS/SERVERS	864	1225	2089	1555	1646	3,201
CLERICAL/FRONT DESK	103	152	255	157	292	449
SALES WORKER	105	219	324	252	236	488
PRODUCTION	88	15	103	542	581	1,123
BUILDING	10	0	10	100	75	175
TRANSPORT	31	30	61	85	71	156
GARDNER	13	4	17	0	0	0
COOK			0	0	0	0
DISH WASHERS	23	10	33	0	0	0
CASHIERS	0	0	0	0	0	0
HOUSEKEEPER	0	0	0	0	0	0
OTHERS	219	302	521	0	0	0
GROCERY STORE WORKERS	0	0	0	0	0	0
RESORT WORKERS	2	2	4	0	0	0
RIDE ATTENDANT	0	0	0	0	0	0
LIFEGUARD	13	7	20	0	0	0
KITCHEN STAFF	0	0	0	0	0	0
TEACHER	0	0	0	579	743	1,322
THEME & AMUSEMENT PARK	36	75	111	7	8	15
DRESSMAKER	0	0	0	0	0	0
STORE CLERK	0	0	0	0	0	0
PHOTOGRAPHER	0	0	0	0	0	0
J1 CAMP COUNSELLOR	6	11	17	0	0	0
TOTAL	1,726	2,715	4,441	4,026	5,465	9,491

WORK PERMIT

The Work Permit section grants work permits and exemptions, based on the requirements of the Foreign Nationals and Commonwealth Citizens (Employment) Act (1964), and recognizes skilled CARICOM Nationals for free movement under the Caribbean Community (Free Movement of Skilled Persons) Act (1997). This is to ensure that the Jamaican economy is supplied with the labour and skills necessary for growth and development, whilst undertaking steps to protect the jobs of Jamaicans. Foreign and Commonwealth Nationals who wish to engage in employment activities, must obtain a work permit or work permit exemption before entering Jamaica, whether the form of employment is voluntary, commercial, business, professional, charitable, for entertainment or sports.

L 32

WORK PERMIT APPLICATIONS RECEIVED, APPROVED AND REFUSED BY OCCUPATIONAL CLASSIFICATION 2024

OCCUPATIONAL CLASSIFICATION	RECEIVED			APPROVED			REFUSED		
	NEW	RENEWAL	TOTAL	NEW	RENEWAL	TOTAL	NEW	RENEWAL	TOTAL
CLERICAL SUPPORT WORKERS	10	4	14	3	4	7	0	0	0
CRAFTS & TRADE RELATED WORKERS	249	216	465	217	184	401	0	0	0
ELEMENTARY OCCUPATIONS	35	6	41	34	7	41	0	0	0
MANAGERS	959	1,407	2,366	744	1,355	2,099	34	10	44
PLANT & MACHINE OPERATORS & ASSEMBLERS	27	8	35	27	5	32	0	0	0
PROFESSIONALS	827	788	1,615	746	692	1,438	12	3	15
SERVICE WORKERS & SHOP & MARKET SALES WORKERS	150	201	351	163	208	371	2	2	4
SKILLED AGRICULTURAL & FISHERY WORKERS	123	127	250	119	111	230	2	0	2
TECHNICIANS AND ASSOCIATED PROFESSIONALS	191	323	514	177	315	492	14	2	16
NOT CLASSIFIED	0	0	0	0	0	0			0
TOTAL	2,571	3,080	5,651	2,230	2,881	5,111	64	17	81

L 33**WORK PERMIT APPLICATIONS RECEIVED, APPROVED AND REFUSED BY MONTH 2023 AND 2024**

MONTH	WORK PERMIT APPLICATIONS																	
	RECEIVED						APPROVED						REFUSED					
	2023			2024			2023			2024			2023			2024		
	NEW	RENEWAL	TOTAL	NEW	RENEWAL	TOTAL	NEW	RENEWAL	TOTAL	NEW	RENEWAL	TOTAL	NEW	RENEWAL	TOTAL	NEW	RENEWAL	TOTAL
JANUARY	215	165	380	236	258	494	179	173	352	123	188	311	4	0	4	11	2	13
FEBRUARY	205	211	416	209	281	490	220	150	370	181	238	419	0	0	0	3	0	3
MARCH	287	216	503	122	228	350	253	251	504	206	229	435	9	0	9	6	0	6
APRIL	178	213	391	181	222	403	163	194	357	122	241	363	0	0	0	0	0	0
MAY	239	310	549	191	250	441	147	147	294	157	205	362	0	0	0	0	0	0
JUNE	168	214	382	235	305	540	58	90	148	136	260	396	0	0	0	3	0	3
JULY	260	350	610	301	323	624	160	175	335	228	306	534	10	4	14	8	4	12
AUGUST	135	198	333	265	262	527	224	339	563	264	286	550	4	1	5	0	1	1
SEPTEMBER	166	245	411	279	266	545	145	214	359	275	191	466	2	3	5	6	4	10
OCTOBER	214	213	427	223	290	513	24	47	71	135	202	337	1	1	2	6	0	6
NOVEMBER	182	215	397	210	269	479	358	464	822	205	231	436	1	0	1	8	2	10
DECEMBER	95	94	189	119	126	245	303	305	608	198	304	502	1	0	1	13	4	17
TOTAL	2,344	2,644	4,988	2,571	3,080	5,651	2,234	2,549	4,783	2,230	2,881	5,111	32	9	41	64	17	81

L 34**NUMBER OF WORK PERMIT APPLICATIONS RECEIVED, APPROVED AND REFUSED BY INDUSTRY 2024**

INDUSTRY	RECEIVED			APPROVED			REFUSED		
	NEW	RENEWAL	TOTAL	NEW	RENEWAL	TOTAL	NEW	RENEWAL	TOTAL
ACCOMMODATION AND FOOD SERVICE ACTIVITIES	319	377	696	321	378	699	2	3	5
ACTIVITIES OF HOUSEHOLDS AS EMPLOYERS UNDIFFERENTIATED GOODS AND SERVICE PRODUCING	1	5	6	2	3	5	0	0	0
ACTIVITIES OF EXTRATERRITORIAL ORGANISATIONS AND BODIES	3	1	4	2	1	3	0	0	0
ADMINISTRATIVE AND SUPPORT SERVICE ACTIVITIES	4	3	7	1	2	3	1	0	1
AGRICULTURE, FORESTRY AND FISHING	136	146	282	130	131	261	2	0	2
ARTS, ENTERTAINMENT AND RECREATION	156	110	266	132	95	227	0	0	0
CONSTRUCTION	571	537	1108	480	457	937	4	0	4
EDUCATION	51	51	102	49	39	88	1	0	1
ELECTRICITY, GAS, STEAM AND AIR CONDITIONING SUPPLY	34	41	75	32	36	68	0	0	0
FINANCIAL AND INSURANCE ACTIVITIES	9	6	15	11	6	17	0	0	0
HUMAN HEALTH AND SOCIAL WORK ACTIVITIES	84	83	167	60	66	126	3	0	3
INFORMATION AND COMMUNICATION	39	55	94	40	57	97	0	0	0
MANUFACTURING	91	69	160	81	65	146	1	0	1

L 34**NUMBER OF WORK PERMIT APPLICATIONS RECEIVED, APPROVED AND REFUSED BY INDUSTRY 2024**

INDUSTRY	RECEIVED			APPROVED			REFUSED		
	NEW	RENEWAL	TOTAL	NEW	RENEWAL	TOTAL	NEW	RENEWAL	TOTAL
MINING AND QUARRYING	4	12	16	4	13	17	0	0	0
OTHER SERVICE ACTIVITIES	153	140	293	137	124	261	5	1	6
PROFESSIONAL, SCIENTIFIC AND TECHNICAL ACTIVITIES	21	13	34	11	9	20	0	0	0
PUBLIC ADMINISTRATION AND DEFENCE; COMPULSORY SOCIAL SECURITY	3	0	3	1	1	2	0	0	0
REAL ESTATES	2	3	5	2	3	5	0	0	0
TRANSPORT AND STORAGE	19	15	34	26	12	38	0	0	0
WATER SUPPLY; SEWAGE, WASTE MANAGEMENT AND REMEDIATION	3	3	6	3	2	5	0	0	0
WHOLESALE AND RETAIL TRADE; REPAIR OF MOTOR VEHICLES AND MOTOR CYCLES	868	1,410	2,278	705	1,381	2,086	45	13	58
TOTAL	2,571	3,080	5,651	2,230	2,881	5,111	64	17	81

L 35**WORK PERMIT APPLICATIONS APPROVED BY OCCUPATIONAL CLASSIFICATION AND SEX 2024**

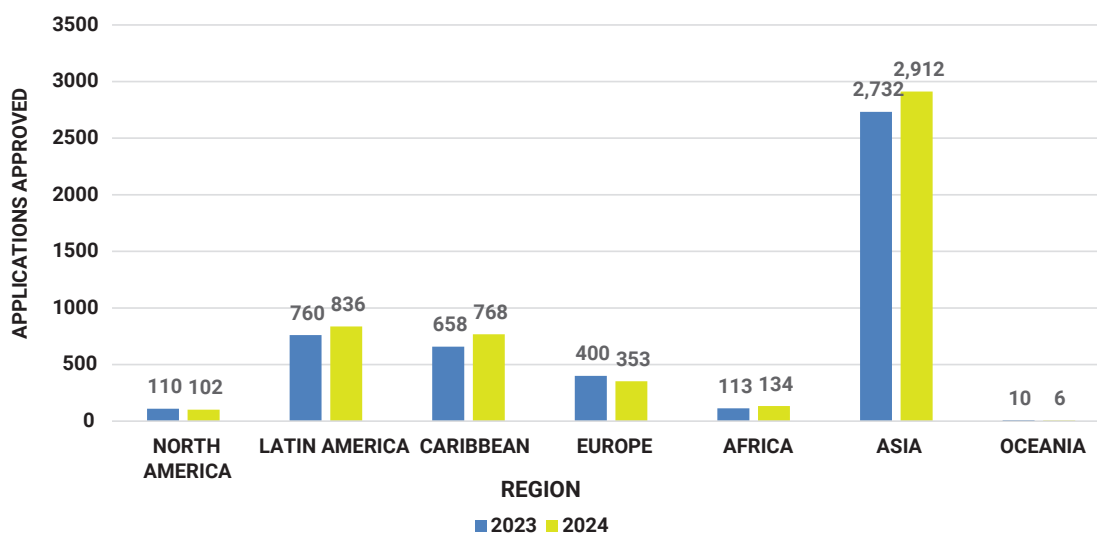
OCCUPATIONAL CLASSIFICATION	NEW			RENEWED			TOTAL		
	MALE	FEMALE	TOTAL	MALE	FEMALE	TOTAL	MALE	FEMALE	TOTAL
CLERICAL SUPPORT WORKERS	1	2	3	1	3	4	2	5	7
CRAFTS AND RELATED TRADE WORKERS	209	8	217	179	5	184	388	13	401
ELEMENTARY OCCUPATIONS	10	24	34	7	0	7	17	24	41
MANAGERS	585	159	744	1,068	287	1,355	1,653	446	2,099
PLANT AND MACHINE OPERATORS AND ASSEMBLERS	25	2	27	5	0	5	30	2	32
PROFESSIONALS	554	192	746	534	158	692	1,088	350	1,438
SERVICE WORKERS, SHOP AND MARKET SALES WORKERS	141	22	163	178	30	208	319	52	371
SKILLED AGRICULTURAL AND FISHERY WORKERS	118	1	119	111	0	111	229	1	230
TECHNICIANS AND ASSOCIATE PROFESSIONALS	116	61	177	219	96	315	335	157	492
TOTAL	1,759	471	2,230	2,302	579	2,881	4,061	1,050	5,111

L 36
WORK PERMIT APPLICATIONS APPROVED BY SEX AND MONTH 2023 AND 2024

MONTH	NEW						RENEWAL						TOTAL					
	2023			2024			2023			2024			2023			2024		
	M	F	T	M	F	T	M	F	T	M	F	T	M	F	T	M	F	T
JANUARY	147	32	179	99	24	123	145	28	173	151	37	188	292	60	352	250	61	311
FEBRUARY	166	54	220	141	40	181	114	36	150	193	45	238	280	90	370	334	85	419
MARCH	174	79	253	148	58	206	203	48	251	179	50	229	377	127	504	327	108	435
APRIL	136	27	163	87	35	122	165	29	194	171	70	241	301	56	357	258	105	363
MAY	115	32	147	118	39	157	118	29	147	160	45	205	233	61	294	278	84	362
JUNE	38	20	58	116	20	136	76	14	90	209	51	260	114	34	148	325	71	396
JULY	121	39	160	181	47	228	145	30	175	241	65	306	266	69	335	422	112	534
AUGUST	201	23	224	235	29	264	290	49	339	242	44	286	491	72	563	477	73	550
SEPTEMBER	120	25	145	238	37	275	161	53	214	162	29	191	281	78	359	400	66	466
OCTOBER	22	2	24	96	39	135	40	7	47	159	43	202	62	9	71	255	82	337
NOVEMBER	303	55	358	156	49	205	360	104	464	198	33	231	663	159	822	354	82	436
DECEMBER	242	61	303	144	54	198	235	70	305	237	67	304	477	131	608	381	121	502
TOTAL	1,785	449	2,234	1,759	471	2,230	2,052	497	2,549	2,302	579	2,881	3,837	946	4,783	4,061	1,050	5,111

L 37
WORK PERMIT ISSUED BY SEX AND DURATION OF PERMIT 2024

DURATION OF PERMIT	NEW			RENEWAL			TOTAL		
	MALE	FEMALE	TOTAL	MALE	FEMALE	TOTAL	MALE	FEMALE	TOTAL
1 YEAR AND 3 MONTHS	12	29	41	25	31	56	37	60	97
1 YEAR AND 6 MONTHS	337	53	390	283	15	298	620	68	688
1 YEAR AND 9 MONTHS	1,398	384	1782	1,973	525	2498	3371	909	4280
2 YEARS	3	0	3	15	6	21	18	6	24
2 YEARS AND 3 MONTHS	1	0	1	1	1	2	2	1	3
OTHERS	8	5	13	5	1	6	13	6	19
TOTAL	1,759	471	2,230	2,302	579	2,881	4,061	1,050	5,111

Figure 7: Work Permit Applications Approved by Region 2023 and 2024


L 38**WORK PERMIT APPLICATIONS APPROVED BY COUNTRY AND SEX 2024**

COUNTRY OF ORIGIN	NEW			RENEWAL			TOTAL		
	MALE	FEMALE	TOTAL	MALE	FEMALE	TOTAL	MALE	FEMALE	TOTAL
NORTH AMERICA									
BELIZE	0	0	0	3	0	3	3	0	3
BERMUDA	0	0	0	1	0	1	1	0	1
CANADA	8	4	12	12	6	18	20	10	30
UNITED STATES	16	13	29	24	15	39	40	28	68
SUB TOTAL	24	17	41	40	21	61	64	38	102
LATIN AMERICA									
ARGENTINA	6	2	8	4	1	5	10	3	13
BOLIVIA	3	1	4	2	0	2	5	1	6
BRAZIL	21	2	23	12	0	12	33	2	35
CHILE	3	0	3	1	1	2	4	1	5
COLOMBIA	47	15	62	13	5	18	60	20	80
COSTA RICA	1	0	1	8	0	8	9	0	9
ECUADOR	1	0	1	2	1	3	3	1	4
EL SALVADOR	10	2	12	2	1	3	12	3	15
GUATEMALA	40	1	41	17	2	19	57	3	60
HONDURAS	88	1	89	97	0	97	185	1	186
MEXICO	128	23	151	164	21	185	292	44	336
NICARAGUA	25	2	27	11	2	13	36	4	40
PANAMA	0	2	2	7	0	7	7	2	9
PARAGUAY	1	0	1	0	0	0	1	0	1
PERU	5	0	5	2	1	3	7	1	8
SURINAM	3	0	3	1	0	1	4	0	4
URUGUAY	0	0	0	1	0	1	1	0	1
VENEZUELA	10	1	11	9	4	13	19	5	24
SUB TOTAL	392	52	444	353	39	392	745	91	836
CARIBBEAN									
BAHAMAS	1	0	1	0	1	1	1	1	2
BARBADOS	1	0	1	0	0	0	1	0	1
CUBA	80	70	150	65	71	136	145	141	286
DOMINICA	12	3	15	27	5	32	39	8	47
DOMINICAN REPUBLIC	162	21	183	158	20	178	320	41	361
GRENADA	2	7	9	0	0	0	2	7	9
GUYANA	3	2	5	2	0	2	5	2	7
HAITI	7	3	10	5	1	6	12	4	16
JAMAICA	11	2	13	7	0	7	18	2	20
TRINIDAD & TOBAGO	2	4	6	8	1	9	10	5	15
ST. LUCIA	0	1	1	1	0	1	1	1	2
ST. VINCENT	0	0	0	2	0	2	2	0	2
SUB TOTAL	281	113	394	275	99	374	556	212	768

L 38**WORK PERMIT APPLICATIONS APPROVED BY COUNTRY AND SEX 2024**

COUNTRY OF ORIGIN	NEW			RENEWAL			TOTAL		
	MALE	FEMALE	TOTAL	MALE	FEMALE	TOTAL	MALE	FEMALE	TOTAL
EUROPE									
AUSTRIA	0	0	0	2	2	4	2	2	4
BELARUS	1	0	1	0	0	0	1	0	1
BELGIUM	6	1	7	4	1	5	10	2	12
BULGARIA	0	0	0	1	2	3	1	2	3
CZECH REPUBLIC	1	0	1	0	0	0	1	0	1
DENMARK	1	1	2	0	0	0	1	1	2
FINLAND	0	0	0	0	0	0	0	0	0
FRANCE	5	8	13	7	5	12	12	13	25
GERMANY	8	2	10	5	5	10	13	7	20
HOLLAND	1	0	1	0	0	0	1	0	1
ICELAND	0	0	0	0	1	1	0	1	1
IRELAND	2	7	9	9	1	10	11	8	19
ITALY	9	3	12	8	3	11	17	6	23
NETHERLANDS	5	2	7	3	1	4	8	3	11
POLAND	4	3	7	0	3	3	4	6	10
PORTUGAL	7	1	8	2	0	2	9	1	10
REPUBLIC OF MACEDONIA	0	0	0	1	0	1	1	0	1
ROMANIA	1	0	1	0	2	2	1	2	3
RUSSIA	5	1	6	9	3	12	14	4	18
SLOVAKIA	0	1	1	0	0	0	0	1	1
SPAIN	30	13	43	53	20	73	83	33	116
SWEDEN	0	2	2	0	0	0	0	2	2
SWITZERLAND	1	0	1	1	1	2	2	1	3
TURKEY	2	0	2	1	0	1	3	0	3
UKRAINE	0	1	1	0	0	0	0	1	1
UNITED KINGDOM	12	6	18	21	23	44	33	29	62
SUB TOTAL	101	52	153	127	73	200	228	125	353
AFRICA									
ALGERIA	0	0	0	1	0	1	1	0	1
BOTSWANA	0	0	0	1	0	1	1	0	1
CAMEROON	1	0	1	0	0	0	1	0	1
CONGO	0	0	0	1	0	1	1	0	1
EGYPT	2	0	2	2	0	2	4	0	4
ETHIOPIA	2	2	4	0	0	0	2	2	4
GHANA	4	1	5	0	0	0	4	1	5
ISRAEL	1	0	1	3	0	3	4	0	4
JORDAN	1	0	1	1	0	1	2	0	2
KINGDOM SWAZILAND	1	0	1	0	0	0	1	0	1

L 38**WORK PERMIT APPLICATIONS APPROVED BY COUNTRY AND SEX 2024**

COUNTRY OF ORIGIN	NEW			RENEWAL			TOTAL		
	MALE	FEMALE	TOTAL	MALE	FEMALE	TOTAL	MALE	FEMALE	TOTAL
KENYA	9	3	12	2	2	4	11	5	16
LEBANON	1	0	1	4	0	4	5	0	5
MALI	1	0	1	0	0	0	1	0	1
MAURITIUS	3	0	3	0	0	0	3	0	3
MOROCCO	1	0	1	0	0	0	1	0	1
NIGERIA	9	11	20	15	5	20	24	16	40
REPUBLIC OF ZIMBABWE	5	0	5	2	0	2	7	0	7
SENEGAL	0	0	0	1	0	1	1	0	1
SOUTH AFRICA	10	1	11	15	1	16	25	2	27
UGANDA	1	0	1	0	0	0	1	0	1
TANZANIA	0	1	1	1	0	1	1	1	2
TUNISA	0	1	1	0	0	0	0	1	1
ZAMBIA	0	2	2	2	1	3	2	3	5
SUB TOTAL	52	22	74	51	9	60	103	31	134
ASIA									
BANGLADESH	0	0	0	2	0	2	2	0	2
CAMBODIA	1	0	1	0	0	0	1	0	1
CHINA	571	167	738	868	285	1153	1439	452	1891
HONG KONG	0	0	0	2	1	3	2	1	3
INDIA	276	12	288	504	26	530	780	38	818
INDONESIA	1	0	1	0	0	0	1	0	1
IRAN	1	0	1	0	0	0	1	0	1
JAPAN	5	0	5	12	2	14	17	2	19
KOREA	1	0	1	1	0	1	2	0	2
KYRGYZ REPUBLIC	0	0	0	0	1	1	0	1	1
MYANMAR	4	1	5	3	6	9	7	7	14
NEPAL	5	0	5	14	0	14	19	0	19
PAKISTAN	11	0	11	14	0	14	25	0	25
PHILIPPINES	25	34	59	28	15	43	53	49	102
SRI LANKA	2	0	2	2	0	2	4	0	4
THAILAND	2	0	2	2	0	2	4	0	4
VIETNAM	3	0	3	1	1	2	4	1	5
SUB TOTAL	908	214	1122	1453	337	1790	2361	551	2912
OCEANIA									
AUSTRALIA	1	1	2	2	1	3	3	2	5
NAURU	0	0	0	1	0	1	1	0	1
SUB TOTAL	1	1	2	3	1	4	4	2	6
TOTAL	1,759	471	2,230	2,302	579	2,881	4,061	1,050	5,111

L 39

WORK PERMIT EXEMPTIONS APROVED BY CATEGORIES, MONTH AND YEAR 2023 (REVISED) AND 2024

CATEGORY	YEAR	JAN	FEB	MAR	APR	MAY	JUN	JUL	AUG	SEP	OCT	NOV	DEC	TOTAL
A1	2023	1	1	0	0	2	0	1	1	0	0	0	4	10
	2024	0	2	0	0	3	0	0	2	0	0	1	0	8
A2	2023	3	5	16	23	13	0	9	29	8	1	24	18	149
	2024	0	7	7	13	9	3	9	2	41	17	0	12	120
A3	2023	0	0	2	0	1	0	0	0	0	0	0	0	3
	2024	0	0	0	0	0	0	0	0	0	0	0	0	0
C	2023	11	16	46	21	52	2	9	23	2	8	12	1	203
	2024	0	0	0	0	0	0	0	0	0	0	0	0	0
D	2023	0	0	0	0	0	0	0	0	0	0	0	0	0
	2024	6	8	8	61	15	101	5	4	14	20	3	22	267
H	2023	0	0	0	0	0	0	0	0	0	0	0	0	0
	2024	0	2	1	0	0	0	0	0	1	4	0	0	8
M	2023	0	0	0	0	0	0	0	0	0	0	0	0	0
	2024	0	0	0	0	0	0	0	3	0	0	0	0	3
O	2023	0	0	0	0	0	0	0	0	0	0	0	1	1
	2024	0	0	0	0	0	0	0	0	0	0	0	0	0
R	2023	0	0	0	0	0	0	0	0	0	0	0	0	0
	2024	0	0	0	0	1	0	0	0	0	0	0	0	1
T	2023	0	0	0	0	0	0	0	0	0	0	0	0	0
	2024	0	0	0	0	0	0	1	0	0	0	0	0	1
W	2023	9	8	13	14	38	0	22	12	5	0	1	21	143
	2024	11	1	13	15	7	13	16	6	17	19	0	0	118
X	2023	0	0	0	0	0	0	0	0	0	0	0	0	0
	2024	0	0	0	0	0	0	0	0	0	0	0	0	0
Z	2023	0	0	0	0	0	0	0	0	0	0	0	0	0
	2024	0	0	0	0	0	0	0	0	0	2	0	0	2
TOTAL	2023	24	30	77	58	106	2	41	65	15	9	37	45	509
	2024	17	20	29	89	35	117	31	17	73	62	4	34	528

A1- MINISTERS OF RELIGION

A2- VOLUNTEER

A3- INTERN

C- FOREIGN WIVES OF JAMAICAN HUSBANDS

D- PERSONS EMPLOYED BY STATUTORY BODIES/GOVERNMENT

H- EMPLOYEES AT UWI

M- HEADS OF MISSION AND MEMBERS OF MISSION OF HEADS OF MISSION AS DEFINED IN THE DIPLOMATIC IMMUNITIES AND PRIVILEGES ACT

O- MINISTER OF GOVERNMENT OF ANY COUNTRY FOR THE TIME BEING MENTIONED IN THE FIRST SCHEDULE TO THE JAMAICAN NATIONALITY

R- PERSONS WHO VISIT JAMAICA, WITH PRIOR APPROVAL OF A MINISTER OF GOJ, UNDER THE SPONSORSHIP AND AT THE EXPENSE OF ANY COUNTRY MENTIONED IN EXEMPTION P, Q AND R OF THE EXEMPTION CODES OR THE BRITISH COUNCIL.

T- PERSONS IN THE EMPLOYMENT IN JAMAICA OF THE UNITED NATIONS ORGANISATION OR OF ANY INTERNATIONAL ORGANISATIONS OF WHICH JAMAICA OR THE GOJ IS A MEMBER

W- PERSONS EMPLOYED ON SHIPS ON NON-JAMAICAN REGISTRY (EXCLUDING DREDGES AND TUGS) IN JAMAICA

X- PERSONS EMPLOYED BY OWNERS OR OPERATORS OF AIRCRAFT (BEING AIRCRAFT OPERATED ON A SCHEDULED INTERNATIONAL AIR SERVICE AND CALLING AT JAMAICA) TO PERFORM DUTIES ON SUCH AN AIRCRAFT DURING THE FLIGHT THEREOF

Z- FOREIGN NATIONALS AND COMMONWEALTH CITIZENS (EMPLOYMENT) ACTS 1964

CARICOM SINGLE MARKET AND ECONOMY (CSME)

The CARICOM Single Market and Economy (CSME) allows specific skilled CARICOM nationals desirous of working in participating member states, to apply for and acquire a Certificate of Recognition of CARICOM Skills Qualification. The Certificate of Recognition is granted to approve categories of skilled workers issued by the MLSS which is the competent authority responsible for the implementation of the Free Movement of Skills Policy.

L 40

CARICOM SINGLE MARKET CERTIFICATES ISSUED BY COUNTRY AND SEX 2023 AND 2024

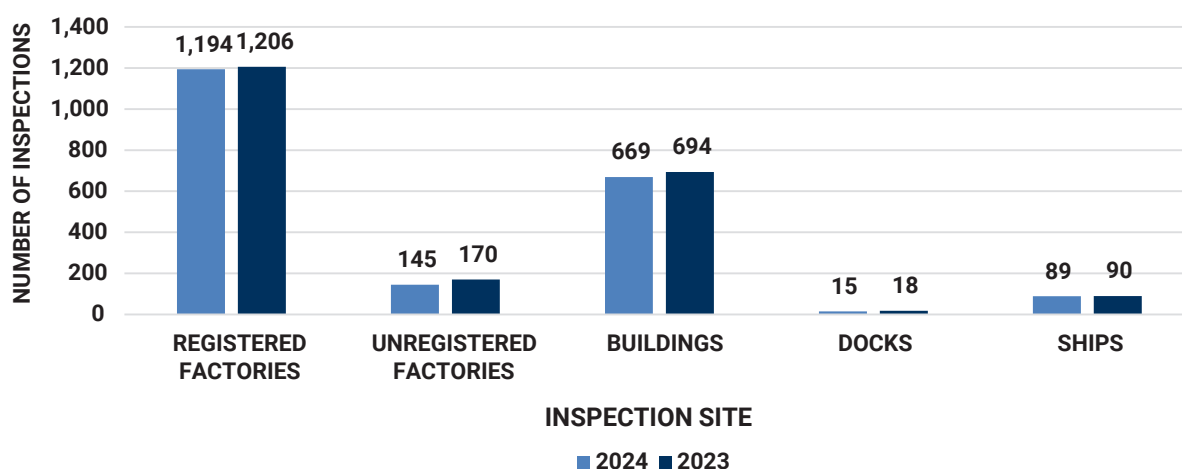
COUNTRIES	2023			2024		
	MALE	FEMALE	TOTAL	MALE	FEMALE	TOTAL
ANTIGUA AND BARBUDA	1	0	1	1	1	2
BARBADOS	2	2	4	1	2	3
BELIZE	0	0	0	0	1	1
DOMINICA	0	2	2	0	1	1
GRENADA	1	0	1	1	0	1
GUYANA	2	2	4	2	2	4
JAMAICA	92	69	161	70	79	149
ST. LUCIA	0	0	0	1	2	3
ST KITTS AND NEVIS	2	1	3	2	3	5
ST VINCENT AND GRENADINES	2	5	7	0	5	5
TRINIDAD AND TOBAGO	9	14	23	12	17	29
TOTAL	111	95	206	90	113	203

OCCUPATIONAL SAFETY AND HEALTH

The Occupational Safety and Health Department (OSHD) is responsible for promoting, monitoring and enforcing safe and healthy workplaces under the Jamaican Factories Act of 1943 and the associated Regulations. These objectives are achieved by:

- Conducting safety and health inspections within industrial establishments
- Investigating industrial accidents
- Reviewing and approving submitted factory building plans
- Registering factories as per the Factories

Figure 8: Occupational Safety and Health Inspections Conducted By Site 2023 and 2024



L 41

INSPECTIONS CONDUCTED BY MONTH AND SITE 2023 AND 2024

MONTH	INSPECTIONS										TOTAL INSPECTIONS	
	REGISTERED FACTORIES		UNREGISTERED FACTORIES		BUILDINGS		DOCKS		SHIPS			
	2023	2024	2023	2024	2023	2024	2023	2024	2023	2024	2023	2024
JANUARY	107	92	15	7	65	65	0	0	9	5	196	169
FEBRUARY	180	115	17	16	56	58	2	0	7	6	262	195
MARCH	104	114	25	14	59	56	6	3	9	9	203	196
APRIL	68	140	11	13	52	64	0	0	9	13	140	230
MAY	127	101	20	21	61	79	0	2	4	10	212	213
JUNE	72	101	3	7	44	64	1	4	2	6	122	182
JULY	87	75	14	13	74	32	0	1	11	6	186	127
AUGUST	79	73	9	14	34	64	3	1	10	4	135	156
SEPTEMBER	107	86	13	9	111	63	3	3	13	5	247	166
OCTOBER	117	95	15	19	64	49	2	0	6	9	204	172
NOVEMBER	92	112	16	10	44	52	1	0	6	7	159	181
DECEMBER	66	90	12	2	30	23	0	1	4	9	112	125
TOTAL	1,206	1,194	170	145	694	669	18	15	90	89	2,178	2,112

L 42**NUMBER OF ACCIDENTS REPORTED, QUALIFIED FOR INVESTIGATION, INVESTIGATED AND DEATHS BY MONTH 2023 AND 2024**

MONTH	ACCIDENTS							
	REPORTED		QUALIFIED FOR INVESTIGATION		INVESTIGATED		DEATHS	
	2023	2024	2023	2024	2023	2024	2023	2024
JANUARY	16	23	10	11	2	2	1	0
FEBRUARY	19	16	7	5	7	14	0	0
MARCH	26	19	9	6	9	4	0	0
APRIL	15	27	8	16	19	17	0	0
MAY	18	14	8	5	4	5	0	0
JUNE	16	12	11	6	6	3	1	0
JULY	11	39	8	12	6	5	0	0
AUGUST	24	6	11	2	3	6	1	0
SEPTEMBER	30	22	20	16	2	4	1	0
OCTOBER	18	40	10	14	0	6	0	0
NOVEMBER	24	24	12	7	3	0	1	0
DECEMBER	12	13	11	2	9	14	0	0
TOTAL	229	255	125	102	70	80	5	0

L43**NUMBER OF REGISTERED FACTORIES AND NUMBER OF PERSONS EMPLOYED BY PARISH AND SEX 2023**

PARISH	NUMBER OF REGISTERED FACTORIES	NO. OF PERSONS EMPLOYED		
		MALES	FEMALES	TOTAL
CLARENDON	32	441	370	811
HANOVER	13	100	82	182
KINGSTON	40	1,469	784	2,253
MANCHESTER	24	340	231	571
PORTLAND	25	167	88	255
ST. ANDREW	197	5,101	2,365	7,466
ST. ANN	36	330	115	445
ST. CATHERINE	137	2565	948	3,513
ST. ELIZABETH	15	185	135	320
ST. JAMES	111	1,678	1129	2,807
ST. MARY	30	125	82	207
ST. THOMAS	14	57	39	96
TRELAWNY	30	179	167	346
WESTMORELAND	27	142	155	297
TOTAL	731	12,879	6,690	19,569

L44
**NUMBER OF REGISTERED FACTORIES AND NUMBER OF PERSONS EMPLOYED BY SEX AND INDUSTRIES
SUB-GROUPS 2023**

INDUSTRIAL SUBGROUPS	NO. OF REGISTERED FACTORIES	NO. OF PERSONS EMPLOYED		
		MALE	FEMALE	TOTAL
POST-HARVEST CROP ACTIVITIES	2	5	12	17
PROCESSING AND PRESERVING OF MEAT	34	300	255	555
PROCESSING AND PRESERVING OF FISH, CRUSTACEANS AND MOLLUSCS	1	227	39	266
PROCESSING AND PRESERVING OF FRUIT AND VEGETABLES	9	272	217	489
MANUFACTURE OF VEGETABLE AND ANIMAL OILS AND FATS	2	1,169	86	1,255
MANUFACTURE OF DAIRY PRODUCTS	3	309	94	403
MANUFACTURE OF GRAIN MILL PRODUCTS	5	316	80	396
MANUFACTURE OF BAKERY PRODUCTS	68	1,260	1,573	2,833
MANUFACTURE OF COCOA, CHOCOLATE AND SUGAR CONFECTIONERY	1	5	4	9
MANUFACTURE OF PREPARED MEALS AND DISHES	1	0	0	0
MANUFACTURE OF OTHER FOOD PRODUCTS N.E.C.	6	60	73	133
DISTILLING, RECTIFYING AND BLENDING OF SPIRITS	3	225	135	360
MANUFACTURE OF WINES	1	140	80	220
MANUFACTURE OF SOFT DRINKS; PRODUCTION OF MINERAL WATERS AND OTHER BOTTLED WATERS	7	597	222	819
MANUFACTURE OF WEARING APPAREL, EXCEPT FUR APPAREL	3	16	30	46
MANUFACTURE OF LUGGAGE, HANDBAGS AND THE LIKE, SADDLERY AND HARNESS	1	2	0	2
SAWMILLING AND PLANING OF WOOD	2	19	7	26
MANUFACTURE OF BUILDERS' CARPENTRY AND JOINERY	1	10	2	12
MANUFACTURE OF WOODEN CONTAINERS	1	4	0	4
MANUFACTURE OF CORRUGATED PAPER AND PAPERBOARD AND OF CONTAINERS OF PAPER AND PAPERBOARD	1	44	20	64
MANUFACTURE OF OTHER ARTICLES OF PAPER AND PAPERBOARD	2	35	12	47
PRINTING	13	352	240	592
MANUFACTURE OF REFINED PETROLEUM PRODUCTS	2	24	5	29
MANUFACTURE OF BASIC CHEMICALS	2	85	19	104
MANUFACTURE OF FERTILIZERS AND NITROGEN COMPOUNDS	1	41	18	59
MANUFACTURE OF PAINTS, VARNISHES AND SIMILAR COATINGS, PRINTING INK AND MASTICS	7	97	76	173
MANUFACTURE OF SOAP AND DETERGENTS, CLEANING AND POLISHING PREPARATIONS, PERFUMES AND TOILET PREPARATIONS	10	171	206	377
MANUFACTURE OF RUBBER TYRES AND TUBES; RETREADING AND REBUILDING OF RUBBER TYRES	1	8	0	8
MANUFACTURE OF PLASTICS PRODUCTS	8	180	75	255
MANUFACTURE OF ARTICLES OF CONCRETE, CEMENT AND PLASTER	18	489	115	604
MANUFACTURE OF STRUCTURAL METAL PRODUCTS	1	18	1	19

L44
**NUMBER OF REGISTERED FACTORIES AND NUMBER OF PERSONS EMPLOYED BY SEX AND INDUSTRIES
SUB-GROUPS 2023**

INDUSTRIAL SUBGROUPS	NO. OF REGISTERED FACTORIES	NO. OF PERSONS EMPLOYED		
		MALE	FEMALE	TOTAL
MANUFACTURE OF WEAPONS AND AMMUNITION	1	26	14	40
TREATMENT AND COATING OF METALS; MACHINING	10	96	50	146
MANUFACTURE OF OTHER FABRICATED METAL PRODUCTS N.E.C.	11	140	35	175
MANUFACTURE OF OPTICAL INSTRUMENTS AND PHOTOGRAPHIC EQUIPMENT	1	12	1	13
MANUFACTURE OF ELECTRIC MOTORS, GENERATORS, TRANSFORMERS AND ELECTRICITY DISTRIBUTION AND CONTROL APPARATUS	2	6	4	10
MANUFACTURE OF BATTERIES AND ACCUMULATORS	1	0	7	7
MANUFACTURE OF OTHER ELECTRONIC AND ELECTRIC WIRES AND CABLES	1	24	7	31
MANUFACTURE OF OTHER ELECTRICAL EQUIPMENT	1	2	0	2
MANUFACTURE OF FURNITURE	7	209	61	270
OTHER MANUFACTURING N.E.C.	2	13	44	57
REPAIR OF MACHINERY	1	7	2	9
REPAIR OF ELECTRICAL EQUIPMENT	2	18	3	21
REPAIR OF OTHER EQUIPMENT	1	10	3	13
INSTALLATION OF INDUSTRIAL MACHINERY AND EQUIPMENT	1	10	4	14
ELECTRIC POWER GENERATION, TRANSMISSION AND DISTRIBUTION	12	311	125	436
MANUFACTURE OF GAS; DISTRIBUTION OF GASEOUS FUELS THROUGH MAINS	1	74	28	102
WATER COLLECTION, TREATMENT AND SUPPLY	184	706	30	736
SEWERAGE	141	503	38	541
TREATMENT AND DISPOSAL OF HAZARDOUS WASTE	1	15	5	20
CONSTRUCTION OF ROADS AND RAILWAYS	1	22	8	30
MAINTENANCE AND REPAIR OF MOTOR VEHICLES	72	1,999	793	2,792
WHOLESALE OF ELECTRONIC AND TELECOMMUNICATIONS EQUIPMENT AND PARTS	1	2	0	2
WHOLESALE OF SOLID, LIQUID AND GASEOUS FUELS AND RELATED PRODUCTS	7	379	126	505
RETAIL SALE OF AUTOMOTIVE FUEL IN SPECIALIZED STORES	4	15	16	31
RETAIL SALE OF HARDWARE, PAINTS AND GLASS IN SPECIALIZED STORES	3	78	81	159
WAREHOUSING AND STORAGE	6	518	178	696
PACKAGING ACTIVITIES	2	94	49	143
HIGHER EDUCATION	7	120	242	362
WASHING AND (DRY-) CLEANING OF TEXTILE AND FUR PRODUCTS	12	672	874	1,546
ACTIVITIES OF EXTRATERRITORIAL ORGANIZATIONS AND BODIES	18	318	166	484
TOTAL	731	12,879	6690	19,569



SOCIAL SECURITY DIVISION

NATIONAL INSURANCE SCHEME

The National Insurance Scheme (NIS) is a compulsory contributory funded social security scheme covering all employed persons in Jamaica. It is administered under the National Insurance Act and offers some financial protection to the worker and his or her family against loss of income arising from injury on the job, sickness, retirement and/or death of the bread winner.

The type of benefits are:

1. **Maternity Allowance** which is payable to qualified Domestic Workers as a lump sum equal to eight weeks at the existing National Minimum Wage.
2. **Special Child Benefit** is payable to the guardian of a child or children under 18 whose mother is deceased and there is no father present. The mother's contribution is used to determine qualification for this benefit.
3. **Orphan Benefit** is payable to the guardian of child or children under 18 where both parents are deceased. The contribution of either parent is used to determine qualification for this benefit.
4. **Employment Injury Benefit** is payable to an employee who has sustained a job related injury or acquired any diseases attributable to the nature of their job.
5. **Employment Injury Disablement Benefit** is payable to an employee at the end of the Employment Injury period where a disability assessment in excess of 10% has been diagnosed by the Medical Board of the NIS.
6. **Employment Injury Death Benefit** is payable upon the death of an employee as a result of an accident arising out of and in course of insurable employment or any form of disease prescribed by the National Insurance Act which can be attributed to the nature of the job.
7. **Invalidity Benefit** is payable to a contributor who has satisfied the contribution conditions and has been diagnosed with a permanent medical condition that renders him/her incapable of work for a continuous period of at least 26 weeks.
8. **Retirement Pension** is payable during the life of a pensioner. The contributor must attain the retirement age defined by the National Insurance Act and satisfy the contribution requirements.
9. **Spouse Allowance** is only payable to a pensioner whose spouse is not in receipt or eligible for a benefit from the NIS.
10. **Widow's/Widower's Benefit** is payable to the spouse of a deceased contributor or pensioner.
11. **Special Anniversary** is a benefit payable to those who were born before January 1, 1908 and were not eligible to contribute to the NIS on the basis of their age at the inception of the scheme in 1966.
12. **Funeral Grant** is payable upon the death of a NIS contributor or his/her spouse, a NIS contributor who has satisfied the required contribution conditions or his/her spouse or an employee whose death was as a result of injuries sustained in insurable employment.
13. **Grant** is one-time payment awarded when the contribution conditions for a person are not satisfied. Grants are payable in the categories of retirement, widow's/widower's, special child, orphan and invalidity.
14. **NI Gold** is a health insurance plan which provides comprehensive medical coverage for all NIS pensioners. Once a pension is awarded the pensioner automatically qualifies for coverage under this plan.

SS 1**TOTAL NATIONAL INSURANCE SCHEME BENEFICIARIES 2023 AND 2024**

TYPE OF BENEFITS	NUMBER OF BENEFICIARIES	
	2023	2024
RETIREMENT	103,823	108,303
INVALIDITY	8,371	8,570
WIDOWS'/WIDOWER	24,008	24,227
ORPHAN/ SPECIAL CHILD	38	32
FUNERAL GRANTS	0	5,890
MATERNITY ALLOWANCE	0	2
DISABLEMENT	856	777
EMPLOYMENT INJURY	311	176
SUGAR WORKER	1	1
REFUND	0	52
UNPAID	0	113
TOTAL	137,408	148,143

SS 2**NEW NATIONAL INSURANCE SCHEME BENEFICIARIES 2023 AND 2024**

TYPE OF BENEFITS	NUMBER OF BENEFICIARIES	
	2023	2024
RETIREMENT	8,137	10,804
INVALIDITY	484	664
WIDOW/WIDOWER	1,922	1,971
ORPHAN/ SPECIAL CHILD	6	6
FUNERAL GRANT	6,666	5,769
MATERNITY	0	2
DISABLEMENT	2	1
EMPLOYMENT INJURY	307	175
SUGAR WORKER	0	0
REFUND	0	52
UNPAID	0	108
TOTAL	17,524	19,552

SS 3

TOTAL RECIPIENTS OF RETIREMENT PENSIONS AND GRANTS BY PARISH AND SEX 2023 AND 2024

PARISH	PENSIONS						GRANTS						Total	
	2023			2024			2023			2024				
	M	F	T	M	F	T	M	F	T	M	F	T	2023	2024
KINGSTON & ST. ANDREW	18,506	24,400	42,906	19,180	25,596	44,776	246	264	510	372	366	738	43,416	45,514
ST. THOMAS	1,397	1,349	2,746	1,442	1,442	2,884	36	30	66	47	32	79	2,812	2,963
PORTLAND	1,187	1,472	2,659	1,243	1,601	2,844	28	16	44	52	22	74	2,703	2,918
ST. MARY	1,755	2,013	3,768	1,805	2,146	3,951	24	15	39	34	13	47	3,807	3,998
ST. ANN	2,660	2,865	5,525	2,787	3,051	5,838	82	44	126	89	65	154	5,651	5,992
TRELAWNY	1,150	1,120	2,270	1,187	1,177	2,364	22	13	35	18	14	32	2,305	2,396
ST. JAMES	2,684	3,452	6,136	2,882	3,748	6,630	49	46	95	87	94	181	6,231	6,811
HANOVER	803	950	1,753	851	1,019	1,870	23	14	37	31	18	49	1,790	1,919
WESTMORELAND	1,915	1,866	3,781	2,000	2,012	4,012	54	39	93	89	44	133	3,874	4,145
ST. ELIZABETH	2,038	1,660	3,698	2,094	1,800	3,894	57	43	100	80	30	110	3,798	4,004
MANCHESTER	2,791	2,973	5,764	2,932	3,209	6,141	49	38	87	88	59	147	5,851	6,288
CLARENDON	3,184	2,461	5,645	3,298	2,663	5,961	46	38	84	101	44	145	5,729	6,106
ST. CATHERINE	3,962	3,975	7,937	4,143	4,333	8,476	63	67	130	122	102	224	8,067	8,700
NOT STATED	1,913	5,876	7,789	1,504	5,045	6,549	0	0	0	0	0	0	7,789	6,549
TOTAL	45,945	56,432	102,377	47,348	58,842	106,190	779	667	1,446	1,210	903	2,113	103,823	108,303

SS 4

NEW RECIPIENTS OF RETIREMENT PENSIONS AND GRANTS BY PARISH AND SEX 2023 AND 2024

PARISH	PENSIONS						GRANTS						Total	
	2023			2024			2023			2024				
	M	F	T	M	F	T	M	F	T	M	F	T	2023	2024
KINGSTON & ST. ANDREW	1410	1640	3050	1,685	2,075	3,760	205	200	405	318	318	636	3,455	4,396
ST. THOMAS	108	119	227	117	124	241	34	30	64	47	31	78	291	319
PORTLAND	82	111	193	112	162	274	27	15	42	51	21	72	235	346
ST. MARY	122	119	241	142	173	315	24	14	38	32	12	44	279	359
ST. ANN	202	256	458	239	249	488	73	41	114	84	57	141	572	629
TRELAWNY	82	92	174	106	97	203	22	11	33	16	13	29	207	232
ST. JAMES	171	259	430	316	390	706	45	41	86	83	87	170	516	876
HANOVER	52	72	124	83	84	167	22	13	35	30	16	46	159	213
WESTMORELAND	130	146	276	192	201	393	53	39	92	86	41	127	368	520
ST. ELIZABETH	138	116	254	164	173	337	53	42	95	78	29	107	349	444
MANCHESTER	191	208	399	272	293	565	47	33	80	82	54	136	479	701
CLARENDON	233	201	434	278	257	535	43	38	81	96	42	138	515	673
ST. CATHERINE	293	299	592	416	461	877	60	60	120	119	100	219	712	1,096
TOTAL	3,214	3,638	6,852	4,122	4,739	8,861	708	577	1,285	1,122	821	1,943	8,137	10,804

SS 5 ALL BENEFICIARIES OF RETIREMENT PENSIONS AND GRANTS BY PARISH, SEX AND DISBURSEMENT 2024

PARISH	NUMBER OF BENEFICIARIES							DISBURSEMENT [J\$]		
	PENSIONS			GRANTS			TOTAL	PENSION [\$]	GRANTS [\$]	TOTAL [\$]
	M	F	T	M	F	T		T	T	
KINGSTON & ST. ANDREW	19,180	25,596	44,776	372	366	738	45,514	10,337,610,853.54	35,928,660.00	10,373,539,513.54
ST. THOMAS	1,442	1,442	2,884	47	32	79	2,963	595,456,861.52	4,090,000.00	599,546,861.52
PORTLAND	1,243	1,601	2,844	52	22	74	2,918	578,752,635.08	3,768,100.00	582,520,735.08
ST. MARY	1,805	2,146	3,951	34	13	47	3,998	792,771,580.86	2,340,000.00	795,111,580.86
ST. ANN	2,787	3,051	5,838	89	65	154	5,992	1,280,986,811.50	7,791,700.00	1,288,778,511.50
TRELAWNY	1,187	1,177	2,364	18	14	32	2,396	512,444,069.16	1,550,000.00	513,994,069.16
ST. JAMES	2,882	3,748	6,630	87	94	181	6,811	1,554,314,487.48	9,004,400.00	1,563,318,887.48
HANOVER	851	1,019	1,870	31	18	49	1,919	410,110,563.87	2,448,100.00	412,558,663.87
WESTMORELAND	2,000	2,012	4,012	89	44	133	4,145	888,767,644.29	6,387,900.00	895,155,544.29
ST. ELIZABETH	2,094	1,800	3,894	80	30	110	4,004	847,069,301.34	5,378,100.00	852,447,401.34
MANCHESTER	2,932	3,209	6,141	88	59	147	6,288	1,378,936,837.51	7,480,000.00	1,386,416,837.51
CLARENDON	3,298	2,663	5,961	101	44	145	6,106	1,315,369,397.56	7,501,700.00	1,322,871,097.56
ST. CATHERINE	4,143	4,333	8,476	122	102	224	8,700	1,899,477,749.98	11,121,160.00	1,910,598,909.98
NOT STATED	1,504	5,045	6,549	0	0	0	6,549	1,223,328,727.48	-	1,223,328,727.48
TOTAL	47,348	58,842	106,190	1,210	903	2,113	108,303	23,615,397,521	104,789,820.00	23,720,187,341.17

SS 6 DISBURSEMENT OF RETIREMENT PENSIONS AND GRANTS TO NEW BENEFICIARIES BY PARISH 2024

PARISH	NUMBER OF BENEFICIARIES							DISBURSEMENT [J\$]		
	PENSIONS			GRANTS			TOTAL	PENSION [\$]	GRANTS [\$]	TOTAL [\$]
	M	F	T	M	F	T		T	T	
KINGSTON & ST. ANDREW	1,685	2,075	3,760	318	318	636	4,396	1,671,734,569.95	30,972,460.00	1,702,707,030
ST. THOMAS	117	124	241	47	31	78	319	77,267,802.12	4,030,000.00	81,297,802
PORTLAND	112	162	274	51	21	72	346	82,113,730.25	3,668,100.00	85,781,830
ST. MARY	142	173	315	32	12	44	359	104,611,391.73	2,210,000.00	106,821,392
ST. ANN	239	249	488	84	57	141	629	197,481,163.83	7,131,700.00	204,612,864
TRELAWNY	106	97	203	16	13	29	232	86,893,725.67	1,400,000.00	88,293,726
ST. JAMES	316	390	706	83	87	170	876	342,917,582.70	8,454,400.00	351,371,983
HANOVER	83	84	167	30	16	46	213	71,296,546.49	2,288,100.00	73,584,646
WESTMORELAND	192	201	393	86	41	127	520	146,179,857.19	6,201,700.00	152,381,557
ST. ELIZABETH	164	173	337	78	29	107	444	134,932,838.26	5,228,100.00	140,160,938
MANCHESTER	272	293	565	82	54	136	701	231,174,547.79	6,920,000.00	238,094,548
CLARENDON	278	257	535	96	42	138	673	201,874,973.72	7,208,100.00	209,083,074
ST. CATHERINE	416	461	877	119	100	219	1,096	368,478,678.34	10,871,160.00	379,349,838
TOTAL	4,122	4,739	8,861	1,122	821	1,943	10,804	3,716,957,408	96,583,820	3,813,541,228

SS 7**INVALIDITY PENSION AND GRANT DISBURSEMENTS TO ALL NIS BENEFICIARIES BY PARISH 2024**

PARISH	NUMBER OF BENEFICIARIES			DISBURSEMENT [J\$]		
	PENSION	GRANTS	TOTAL	PENSION [\$]	GRANTS [\$]	TOTAL [\$]
KINGSTON & ST. ANDREW	2,768	13	2,781	678,311,522.82	690,000.00	679,001,522.82
ST. THOMAS	280	2	282	62,010,525.55	100,000.00	62,110,525.55
PORTLAND	289	3	292	68,175,720.86	110,300.00	68,286,020.86
ST. MARY	640	1	641	148,644,227.70	50,000.00	148,694,227.70
ST. ANN	468	5	473	111,074,317.21	260,000.00	111,334,317.21
TRELAWNY	222	1	223	53,406,111.43	60,000.00	53,466,111.43
ST. JAMES	427	6	433	109,769,921.20	320,000.00	110,089,921.20
HANOVER	148	2	150	34,724,745.38	100,000.00	34,824,745.38
WESTMORELAND	397	4	401	95,861,138.15	230,000.00	96,091,138.15
ST. ELIZABETH	364	3	367	81,107,008.54	160,000.00	81,267,008.54
MANCHESTER	441	5	446	102,151,295.54	260,000.00	102,411,295.54
CLARENDON	389	3	392	86,521,653.16	150,000.00	86,671,653.16
ST. CATHERINE	956	9	965	230,910,221.42	413,600.00	231,323,821.42
NOT STATED	724	0	724	132,802,284.39	0	132,802,284.39
TOTAL	8,513	57	8,570	1,995,470,693.35	2,903,900.00	1,998,374,593.35

SS 8**INVALIDITY PENSION AND GRANT DISBURSEMENTS TO NEW NIS BENEFICIARIES BY PARISH 2024**

PARISH	NUMBER OF BENEFICIARIES			DISBURSEMENT [J\$]		
	PENSION	GRANTS	TOTAL	PENSION [\$]	GRANTS [\$]	TOTAL [\$]
KINGSTON & ST. ANDREW	189	12	201	101,822,166.47	640,000.00	102,462,166.47
ST. THOMAS	15	2	17	7,512,736.94	100,000.00	7,612,736.94
PORTLAND	22	3	25	10,284,055.47	110,300.00	10,394,355.47
ST. MARY	57	1	58	28,685,285.32	50,000.00	28,735,285.32
ST. ANN	37	5	42	18,783,455.95	260,000.00	19,043,455.95
TRELAWNY	16	1	17	10,146,644.97	60,000.00	10,206,644.97
ST. JAMES	60	6	66	33,641,343.20	320,000.00	33,961,343.20
HANOVER	13	2	15	7,055,484.33	100,000.00	7,155,484.33
WESTMORELAND	32	4	36	16,815,518.43	230,000.00	17,045,518.43
ST. ELIZABETH	19	3	22	8,209,606.60	160,000.00	8,369,606.60
MANCHESTER	35	5	40	13,590,479.43	260,000.00	13,850,479.43
CLARENDON	18	3	21	9,853,331.17	150,000.00	10,003,331.17
ST. CATHERINE	95	9	104	50,807,018.27	413,600.00	51,220,618.27
TOTAL	608	56	664	317,207,126.55	2,853,900.00	320,061,026.55

SS 9 RETIREMENT PENSION DISBURSEMENT TO ALL BENEFICIARIES 2024

TYPES OF PENSION	NUMBER OF RECIPIENTS	DISBURSEMENT [J\$]
FULL RATE	20,154	5,836,343,780.79
OTHER	2	504,004.39
REDUCED RATE[1/2]	58,013	10,901,104,998.18
REDUCED RATE[3/4]	28,021	6,877,444,737.81
TOTAL	106,190	23,615,397,521.17

SS 10 RETIREMENT PENSION DISBURSEMENT TO NEW BENEFICIARIES 2024

TYPES OF PENSION	NUMBER OF RECIPIENTS	DISBURSEMENT [J\$]
FULL RATE	842	531,760,550.96
REDUCED RATE[1/2]	5,595	2,019,279,375.14
REDUCED RATE[3/4]	2,424	1,165,917,481.94
TOTAL	8,861	3,716,957,408.04

SS 11 ALL RECIPIENTS OF WIDOWS' AND WIDOWERS' PENSIONS AND GRANTS BY PARISH AND SEX 2024

PARISH	NUMBER OF BENEFICIARIES						TOTAL
	PENSIONS			GRANTS			
	M	F	T	M	F	T	
KINGSTON & ST. ANDREW	1,418	7,287	8,705	7	40	47	8,752
ST. THOMAS	93	571	664	0	3	3	667
PORTLAND	127	533	660	2	0	2	662
ST. MARY	187	798	985	0	3	3	988
ST. ANN	255	1,188	1,443	1	7	8	1,451
TRELAWNY	77	463	540	0	2	2	542
ST. JAMES	251	1,132	1,383	3	6	9	1,392
HANOVER	85	315	400	1	4	5	405
WESTMORELAND	152	983	1,135	3	11	14	1,149
ST. ELIZABETH	117	916	1,033	1	5	6	1,039
MANCHESTER	223	1,211	1,434	0	2	2	1,436
CLARENDON	161	1,341	1,502	0	6	6	1,508
ST. CATHERINE	298	1,910	2,208	0	9	9	2,217
NOT STATED	59	1,960	2,019	0	0	0	2,019
TOTAL	3,503	20,608	24,111	18	98	116	24,227

SS 12 NEW RECIPIENTS OF WIDOWS'/WIDOWERS' PENSIONS AND GRANTS BY PARISH AND SEX 2023 AND 2024

PARISH	PENSIONS						GRANTS						TOTAL	
	2021			2022			2021			2022			2021	2022
	M	F	T	M	F	T	M	F	T	M	F	T		
CLARENDON	172	750	922	20	122	142	12	50	62	0	2	2	984	144
HANOVER	18	56	74	9	38	47	1	2	3	2	0	2	77	49
KINGSTON & ST. ANDREW	23	60	83	162	620	782	0	1	1	6	24	30	84	812
MANCHESTER	17	57	74	29	101	130	1	2	3	0	2	2	77	132
PORTLAND	44	144	188	17	46	63	5	14	19	0	2	2	207	65
ST. ANN	14	51	65	41	117	158	1	1	2	0	9	9	67	167
ST. CATHERINE	41	139	180	28	165	193	1	2	3	0	6	6	183	199
ST. ELIZABETH	14	47	61	17	90	107	0	0	0	0	7	7	61	114
ST. JAMES	20	136	156	20	99	119	2	13	15	1	3	4	171	123
ST. MARY	20	99	119	20	86	106	1	7	8	0	1	1	127	107
ST. THOMAS	40	166	206	11	67	78	1	5	6	0	3	3	212	81
TRELAWNY	10	109	119	14	43	57	0	6	6	0	0	0	125	57
WESTMORELAND	42	219	261	25	114	139	4	8	12	3	10	13	273	152
TOTAL	475	2,033	2,508	413	1,708	2,121	29	111	140	12	69	81	2,648	2,202

SS 13 WIDOWS'/WIDOWERS' PENSION AND GRANT DISBURSEMENT TO ALL BENEFICIARIES BY PARISH 2024

PARISH	NUMBER OF BENEFICIARIES			DISBURSEMENT [J\$]		
	PENSIONS	GRANTS	TOTAL	PENSION [\$]	GRANTS [\$]	TOTAL [\$]
KINGSTON & ST. ANDREW	8705	47	8,752	1,751,648,463.54	2,520,000.00	1,754,168,463.54
ST. THOMAS	664	3	667	123,901,208.37	160,000.00	124,061,208.37
PORTLAND	660	2	662	124,504,583.20	110,000.00	124,614,583.20
ST. MARY	985	3	988	181,648,054.42	105,400.00	181,753,454.42
ST. ANN	1,443	8	1,451	277,971,707.50	440,000.00	278,411,707.50
TRELAWNY	540	2	542	103,332,025.36	100,000.00	103,432,025.36
ST. JAMES	1,383	9	1,392	276,945,742.79	490,000.00	277,435,742.79
HANOVER	400	5	405	77,905,617.37	280,000.00	78,185,617.37
WESTMORELAND	1,135	14	1,149	221,189,466.03	810,000.00	221,999,466.03
ST. ELIZABETH	1,033	6	1,039	198,536,242.53	320,000.00	198,856,242.53
MANCHESTER	1,434	2	1,436	278,957,709.89	110,000.00	279,067,709.89
CLARENDON	1,502	6	1,508	289,705,648.71	320,000.00	290,025,648.71
ST. CATHERINE	2,208	9	2,217	433,818,578.69	470,000.00	434,288,578.69
NOT STATED	2,019	0	2,019	379,991,939.23	0	379,991,939.23
TOTAL	24,111	116	24,227	4,720,056,987.63	6,235,400.00	4,726,292,387.63

SS 14 WIDOWS'/WIDOWERS' PENSION AND GRANT DISBURSEMENT TO NEW BENEFICIARIES BY PARISH 2024

PARISH	NUMBER OF BENEFICIARIES			DISBURSEMENT		
	PENSIONS	GRANTS	TOTAL	PENSION [\$]	GRANTS [\$]	TOTAL [\$]
KINGSTON & ST. ANDREW	744	43	787	224,551,940.52	2,310,000.00	226,861,940.52
ST. THOMAS	56	3	59	12,425,745.10	160,000.00	12,585,745.10
PORTLAND	52	2	54	15,066,376.84	110,000.00	15,176,376.84
ST. MARY	73	3	76	20,339,275.62	105,400.00	20,444,675.62
ST. ANN	139	7	146	39,615,671.67	390,000.00	40,005,671.67
TRELAWNY	39	2	41	11,610,548.46	100,000.00	11,710,548.46
ST. JAMES	130	9	139	41,779,995.37	490,000.00	42,269,995.37
HANOVER	28	5	33	9,112,096.84	280,000.00	9,392,096.84
WESTMORELAND	90	14	104	24,387,363.35	810,000.00	25,197,363.35
ST. ELIZABETH	95	6	101	28,755,360.09	320,000.00	29,075,360.09
MANCHESTER	115	2	117	31,417,736.53	110,000.00	31,527,736.53
CLARENDON	103	6	109	30,465,990.62	320,000.00	30,785,990.62
ST. CATHERINE	196	9	205	62,755,255.55	470,000.00	63,225,255.55
TOTAL	1,860	111	1,971	552,283,357	5,975,400	558,258,757

SS 15 ALL RECIPIENTS OF WIDOWS'/WIDOWERS' PENSION AND GRANT BY AGE GROUP 2024

AGE GROUP	PENSIONS	GRANTS	TOTAL
20-24	0	0	0
25-29	8	0	8
30-34	65	0	65
35-39	137	5	142
40-44	280	2	282
45-49	331	6	337
50-54	381	9	390
55-59	625	18	643
60-64	1,608	19	1,627
65-69	2,844	26	2,870
70 AND OVER	17,831	31	17,862
TOTAL	24,110	116	24,226

SS 16 NEW RECIPIENTS OF WIDOWS'/WIDOWERS' PENSION AND GRANT BY AGE GROUP 2023 AND 2024

AGE GROUP	PENSIONS		GRANTS		TOTAL	
	2023	2024	2023	2024	2023	2024
20-24	0	0	0	0	0	0
25-29	0	3	0	0	0	3
30-34	13	13	0	0	13	13
35-39	29	28	2	5	31	33
40-44	41	51	1	2	42	53
45-49	65	72	1	6	66	78
50-54	114	86	8	9	122	95
55-59	155	147	11	18	166	165
60-64	232	245	12	17	244	262
65-69	344	283	18	25	362	308
70 AND OVER	852	932	24	29	876	961
TOTAL	1,845	1,860	77	111	1,922	1,971

SS 17 ALL ORPHAN/SPECIAL CHILD PENSION RECIPIENTS BY PARISH 2024

PARISH	PENSIONS	GRANTS	TOTAL
KINGSTON & ST. ANDREW	19	0	19
ST. MARY	1	0	1
ST. ANN	2	0	2
HANOVER	0	1	1
WESTMORELAND	3	0	3
ST. ELIZABETH	2	0	2
MANCHESTER	2	0	2
CLARENDON	1	0	1
ST. CATHERINE	1	0	1
TOTAL	31	1	32

SS 18 NEW ORPHAN/SPECIAL CHILD PENSION RECIPIENTS BY PARISH 2023 AND 2024

PARISH	PENSIONS		GRANTS	
	2023	2024	2023	2024
KINGSTON & ST. ANDREW	0	4	0	0
ST. THOMAS	0	0	0	0
PORTLAND	0	0	0	0
ST. MARY	0	0	0	0
ST. ANN	2	0	0	0
TRELAWNY	0	0	0	0
ST. JAMES	0	0	0	0
HANOVER	0	0	0	1
WESTMORELAND	1	1	0	0
ST. ELIZABETH	2	0	0	0
MANCHESTER	1	0	0	0
CLARENDON	0	0	0	0
ST. CATHERINE	0	0	0	0
TOTAL	6	5	0	1

PUBLIC ASSISTANCE PROGRAMMES

REHABILITATION PROGRAMME

The Rehabilitation Programme offers four (4) types of grants:

- **Rehabilitation Grant** – This Grant provides an opportunity for individuals/families to undertake income generating projects to improve their economic status. It provides assistance to establish small businesses or boost existing ones, in areas such as haberdashery, trading, dressmaking etc.
- **Compassionate Grant** – The Compassionate Assistance Grant is available to persons in need of speedy assistance and who are unable to access assistance under any other Scheme. Assistance is usually provided to meet urgent needs such as prescriptive aids, medication, household items, house repairs and burial expenses.
- **Emergency Relief Grant** – This Grant is available to assist persons who have suffered a disaster, whether man-made or natural, such as an earthquake, hurricane, fire, etc. Assistance is usually provided for personal belongings, basic food items or toiletries.
- **Education and Social Intervention Grant** – The ESI Grant is available to assist children who cannot attend school or whose regular attendance is affected by their parents' or guardians' inability to provide uniforms, school books and other basic needs.

Short Term Poverty Intervention Programme

This programme provides assistance to the needy to mitigate hard economic conditions.

SS 19	REHABILITATION GRANT BENEFICIARIES AND DISBURSEMENTS BY PARISH AND SEX 2024				
	PARISH	MALE	FEMALE	TOTAL	DISBURSEMENTS [J\$]
	KINGSTON AND ST ANDREW	99	112	211	11,959,568.16
	ST. THOMAS	16	26	42	2,758,508.59
	PORTLAND	18	44	62	4,207,089.58
	ST. MARY	106	91	197	13,883,091.39
	ST. ANN	16	34	50	3,146,771.28
	TRELAWNY	46	90	136	9,578,221.00
	ST. JAMES	110	173	283	19,079,059.47
	HANOVER	29	34	63	4,363,921.51
	WESTMORELAND	169	22	191	12,351,689.95
	ST. ELIZABETH	15	45	60	3,937,885.02
	MANCHESTER	14	36	50	3,211,134.10
	CLARENDON	24	53	77	5,082,907.22
	ST. CATHERINE	15	13	28	1,709,344.35
	TOTAL	677	773	1,450	95,269,191.62

SS 20 REHABILITATION GRANT BENEFICIARIES BY AGE GROUP AND DISBURSEMENTS 2024

AGE	NUMBER OF BENEFICIARIES	DISBURSEMENTS [J\$]
18-19	0	0
20-24	33	2,184,425.50
25-29	63	4,017,403.80
30-34	83	5,352,017.39
35-39	160	10,542,954.85
40-44	154	10,306,606.89
45-49	127	8,301,520.87
50-54	187	12,279,381.16
55-60	224	15,093,651.53
60 AND OVER	401	26,066,508.15
NOT STATED	18	1,124,721.48
TOTAL	1,450	95,269,191.62

SS 21 REHABILITATION GRANT BENEFICIARIES BY MARITAL STATUS AND DISBURSEMENTS 2024

MARITAL STATUS	NUMBER OF BENEFICIARIES	DISBURSEMENTS [J\$]
MARRIED	403	26,476,681.75
WIDOWED	46	3,007,808.63
DIVORCED	25	1,615,681.15
COMMON-LAW	236	15,747,357.06
SINGLE	695	45,627,739.74
SEPARATED	33	2,051,481.50
NOT STATED	12	742,441.79
TOTAL	1,450	95,269,191.62

SS 22 COMPASSIONATE GRANT BENEFICIARIES AND DISBURSEMENTS BY PARISH AND SEX 2024

PARISH	MALE	FEMALE	TOTAL	DISBURSEMENTS [J\$]
KINGSTON AND ST ANDREW	58	251	309	22,184,855.18
ST. THOMAS	27	125	152	10,255,624.48
PORTLAND	19	98	117	7,430,843.00
ST. MARY	35	122	157	11,779,623.28
ST. ANN	34	156	190	11,740,915.80
TRELAWNY	44	172	216	14,069,769.58
ST. JAMES	40	143	183	11,818,423.26
HANOVER	31	105	136	8,759,018.50
WESTMORELAND	43	152	195	11,168,257.79
ST. ELIZABETH	17	54	71	6,129,240.34
MANCHESTER	32	111	143	8,612,596.70
CLARENDON	20	123	143	9,165,452.00
ST. CATHERINE	31	155	186	11,137,110.77
TOTAL	431	1,767	2,198	144,251,730.68

SS 23 COMPASSIONATE GRANT BENEFICIARIES BY AGE GROUP AND DISBURSEMENTS 2024

AGE GROUP	BENEFICIARIES	DISBURSEMENTS [J\$]
18-19	7	572,671.00
20-24	46	3,217,337.00
25-29	97	6,978,749.58
30-34	157	9,931,104.70
35-39	256	16,859,859.30
40-44	224	14,425,419.81
45-49	204	13,912,497.99
50-54	295	19,453,415.19
55-60	264	17,257,313.33
60 AND OVER	621	40,239,937.91
NOT STATED	27	1,403,424.87
TOTAL	2,198	144,251,730.68

SS 24 COMPASSIONATE GRANT BENEFICIARIES BY MARITAL STATUS AND DISBURSEMENTS 2024

MARITAL STATUS	BENEFICIARIES	DISBURSEMENTS [J\$]
MARRIED	526	34,073,696.48
WIDOWED	160	10,476,627.32
DIVORCED	54	3,446,155.58
COMMON-LAW	233	15,160,033.44
SINGLE	1,152	76,281,688.35
SEPARATED	66	4,411,654.93
NOT STATED	7	401,874.58
TOTAL	2,198	144,251,730.68

SS 25 EMERGENCY GRANT BENEFICIARIES AND DISBURSEMENTS BY PARISH AND SEX 2024

PARISH	MALE	FEMALE	TOTAL	DISBURSEMENTS [J\$]
KINGSTON AND ST ANDREW	181	364	545	25,445,000.00
ST. THOMAS	28	28	56	2,570,000.00
PORTLAND	34	73	107	4,515,000.00
ST. MARY	7	10	17	1,140,000.00
ST. ANN	2	7	9	590,000.00
TRELAWNY	4	3	7	450,000.00
ST. JAMES	39	75	114	7,065,000.00
HANOVER	7	11	18	1,275,000.00
WESTMORELAND	7	10	17	1,215,000.00
ST. ELIZABETH	16	12	28	1,500,000.00
MANCHESTER	2	7	9	630,000.00
CLARENDON	8	18	26	1,655,000.00
ST. CATHERINE	28	71	99	5,255,000.00
TOTAL	363	689	1,052	53,305,000.00

SS 26**EMERGENCY GRANT BENEFICIARIES BY AGE GROUP AND DISBURSEMENTS 2024**

AGE GROUP	BENEFICIARIES	DISBURSEMENTS [J\$]
18-19	13	795,000.00
20-24	57	3,135,000.00
25-29	95	5,120,000.00
30-34	85	4,665,000.00
35-39	126	6,325,000.00
40-44	123	6,000,000.00
45-49	83	4,295,000.00
50-54	136	7,015,000.00
55-60	71	3,430,000.00
60 AND OVER	219	10,570,000.00
NOT STATED	44	1,955,000.00
TOTAL	1,052	53,305,000.00

SS 27**EMERGENCY GRANT BENEFICIARIES BY MARITAL STATUS AND DISBURSEMENT 2024**

MARITAL STATUS	BENEFICIARIES	DISBURSEMENTS [J\$]
MARRIED	88	4,590,000.00
WIDOWED	9	450,000.00
DIVORCED	4	240,000.00
COMMON-LAW	142	7,610,000.00
SINGLE	691	36,650,000.00
SEPARATED	4	210,000.00
NOT STATED	114	3,555,000.00
TOTAL	1,052	53,305,000.00

SS 28**EDUCATION AND SOCIAL INTERVENTION GRANT BENEFICIARIES AND DISBURSEMENTS BY PARISH AND SEX 2024**

PARISH	MALE	FEMALE	TOTAL	DISBURSEMENTS [J\$]
KINGSTON AND ST ANDREW	24	181	205	8,821,826.58
ST. THOMAS	14	74	88	3,644,527.40
PORTLAND	4	14	18	916,717.32
ST. MARY	2	48	50	2,898,761.73
ST. ANN	9	104	113	5,213,605.00
TRELAWNY	2	55	57	2,309,554.31
ST. JAMES	21	145	166	8,151,432.28
HANOVER	13	83	96	3,407,330.00
WESTMORELAND	5	20	25	1,352,273.25
ST. ELIZABETH	-	23	23	781,960.00
MANCHESTER	13	107	120	5,042,895.44
CLARENDON	2	21	23	1,228,599.00
ST. CATHERINE	16	87	103	5,222,204.54
TOTAL	125	962	1,087	48,991,686.85

SS 29	EDUCATION AND SOCIAL INTERVENTION GRANT BENEFICIARIES BY AGE GROUP AND DISBURSEMENTS 2024		
	AGE GROUP	BENEFICIARIES	DISBURSEMENTS [J\$]
	18-19	70	3,777,960.00
	20-24	129	7,016,237.75
	25-29	98	4,308,193.49
	30-34	167	6,981,709.29
	35-40	217	9,896,568.23
	41-45	129	5,251,854.25
	46-49	89	3,824,511.85
	50-54	72	3,186,606.00
	55-59	47	1,959,728.85
	60 AND OVER	64	2,585,059.94
	NOT STATED	5	203,257.20
	TOTAL	1,087	48,991,686.85

SS 30	EDUCATION AND SOCIAL INTERVENTION GRANT BENEFICIARIES BY MARITAL STATUS AND DISBURSEMENTS 2024		
	MARITAL STATUS	BENEFICIARIES	DISBURSEMENTS [J\$]
	MARRIED	191	8,598,055.99
	WIDOWED	18	675,871.49
	DIVORCED	11	578,885.00
	COMMON-LAW	113	4,579,647.00
	SINGLE	725	33,154,904.37
	SEPARATED	26	1,290,000.00
	NOT STATED	3	114,323.00
	TOTAL	1,087	48,991,686.85

PROGRAMME OF ADVANCEMENT THROUGH HEALTH AND EDUCATION (PATH)

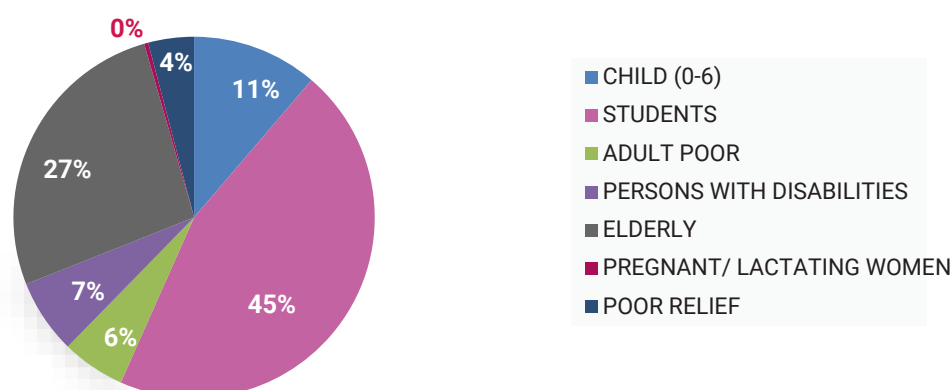
The Programme of Advancement through Health and Education (PATH), provides conditional cash transfers to the poorest and most vulnerable who are identified through a systematic, transparent and objective Beneficiary Identification System.

The main objectives of PATH are to:

- increase educational attainment and improve health outcomes of the poor
- alleviate poverty by increasing the value of transfer to the poor
- reduce child labour by requiring children to have a minimum attendance in school
- serve as a safety net by preventing families from falling further into poverty in the event of adverse shock

PATH provides benefits for children (0-18 years or up to the age of leaving secondary school), the elderly (persons 60 years and above), persons with disabilities, pregnant and lactating women and poor adults.

Figure 9: Total Path Beneficiaries Paid (December 2024)



SS 31

PATH BENEFICIARIES PAID BY BENEFIT GROUP DECEMBER 2023 AND 2024

PATH BENEFIT GROUP	NUMBER OF BENEFICIARIES	
	2023	2024
CHILD (0-6)	27,902	27,142
STUDENTS	113,072	109,360
ADULT POOR	13,048	13,683
PERSONS WITH DISABILITIES	16,032	16,043
ELDERLY	62,679	64,005
PREGNANT/ LACTATING WOMEN	875	885
POOR RELIEF	10,013	9,863
TOTAL	243,621	240,981

SS 32**PATH FAMILIES AND PATH BENEFICIARIES PAID BY PARISH
(DECEMBER 2024)**

PARISH	BENEFICIARIES	PATH FAMILIES
KINGSTON	9,212	4,902
ST.ANDREW	26,385	13,952
ST.THOMAS	12,203	7,296
PORTLAND	12,810	6,797
ST.MARY	15,627	8,449
ST.ANN	15,454	8,558
TRELAWNY	13,469	6,860
ST. JAMES	16,783	8,641
HANOVER	12,453	6,446
WESTMORELAND	19,674	9,965
ST. ELIZABETH	17,911	9,493
MANCHESTER	13,640	7,278
CLARENDON	24,573	12,997
ST.CATHERINE	30,787	16,532
TOTAL	240,981	128,166

SS 33**PATH BENEFICIARIES BY BENEFIT GROUP AND PARISH (DECEMBER 2024)**

PARISH	BENEFIT GROUP							TOTAL
	CHILD (0-6)	STUDENTS	ADULT POOR	PERSONS WITH DISABILITIES	ELDERLY	PREGNANT/LACTATING WOMEN	POOR RELIEF	
KINGSTON	1,066	4,551	445	698	1,965	22	465	9,212
ST.ANDREW	2,566	12,679	1,359	2,023	6,254	54	1,450	26,385
ST.THOMAS	1,208	5,357	1,046	1,016	3,200	54	322	12,203
PORTLAND	1,809	5,508	562	787	3,429	48	667	12,810
ST.MARY	1,664	7,027	941	1,457	4,009	52	477	15,627
ST.ANN	1,460	6,444	1,087	1,031	4,717	43	672	15,454
TRELAWNY	1,972	6,382	730	617	3,321	51	396	13,469
ST. JAMES	2,578	7,810	720	771	3,515	81	1,308	16,783
HANOVER	1,970	5,395	619	930	3,138	92	309	12,453
WESTMORELAND	2,906	9,495	935	1,093	4,873	114	258	19,674
ST. ELIZABETH	1,420	7,387	939	1,428	6,295	73	369	17,911
MANCHESTER	1,195	6,125	764	730	4,160	37	629	13,640
CLARENDON	2,181	11,292	1,802	1,673	7,125	78	422	24,573
ST.CATHERINE	3,147	13,908	1,734	1,789	8,004	86	2,119	30,787
TOTAL	27,142	109,360	13,683	16,043	64,005	885	9,863	240,981

SS 34**NEW PATH BENEFICIARIES PAID BY PARISH AND SEX, 2024**

PARISH	SEX		
	MALE	FEMALE	TOTAL
KINGSTON	399	493	892
ST.ANDREW	1,198	1,567	2,765
ST.THOMAS	534	683	1,217
PORTLAND	259	283	542
ST.MARY	389	517	906
ST.ANN	446	515	961
TRELAUNY	402	437	839
ST. JAMES	617	788	1,405
HANOVER	335	412	747
WESTMORELAND	511	638	1,149
ST. ELIZABETH	354	398	752
MANCHESTER	414	427	841
CLARENDON	447	466	913
ST.CATHERINE	1,025	1,115	2,140
TOTAL	7,330	8,739	16,069

SS 35**PATH CASH GRANTS EXPENDITURE PAID BY BENEFIT GROUP 2024**

PATH BENEFIT GROUP	NUMBER OF BENEFICIARIES	DISBURSEMENTS (\$)
CHILD (0-6)	27,142	705,044,300.00
STUDENTS	109,360	3,850,114,000.00
ADULT POOR	13,683	397,989,800.00
PERSONS WITH DISABILITIES	16,043	480,005,200.00
ELDERLY	64,005	2,474,133,800.00
PREGNANT/ LACTATING WOMEN	885	21,828,200.00
POOR RELIEF	9,863	356,906,100.00
TOTAL	240,981	8,286,021,400.00

SS 36**PATH BENEFICIARIES WHO HAVE RECEIVED AT LEAST ONE PAYMENT BETWEEN JANUARY AND DECEMBER 2024 BY PARISH AND BENEFIT GROUP (EXCLUDING POOR RELIEF BENEFICIARIES)**

PARISH	BENEFIT GROUP						TOTAL
	CHILD (0-6)	STUDENTS	ADULT POOR	PERSONS WITH DISABILITIES	ELDERLY	PREGNANT/ LACTATING WOMEN	
KINGSTON	1,357	8,590	596	749	2,092	52	13,436
ST.ANDREW	3,622	25,667	2,050	2,260	7,079	113	40,791
ST.THOMAS	1,638	10,777	1,269	1,107	3,424	123	18,338
PORTLAND	2,320	9,741	737	837	3,630	145	17,410
ST. MARY	2,254	12,936	1,168	1,549	4,417	95	22,419
ST. ANN	1,971	11,776	1,331	1,102	5,030	106	21,316
TRELAWNY	2,580	12,163	886	661	3,528	116	19,934
ST. JAMES	3,276	15,705	916	835	3,809	178	24,719
HANOVER	2,532	10,189	777	971	3,390	162	18,021
WESTMORELAND	3,756	18,988	1,165	1,179	5,202	262	30,552
ST. ELIZABETH	1,953	14,752	1,149	1,562	6,746	160	26,322
MANCHESTER	1,588	11,711	922	777	4,456	79	19,533
CLARENDON	2,961	21,454	2,187	1,781	7,663	162	36,208
ST.CATHERINE	4,202	27,720	2,288	2,002	8,774	150	45,136
TOTAL	36,010	212,169	17,441	17,372	69,240	1,903	354,135

SOCIAL PENSION PROGRAMME

The Social Pension is a non-contributory social assistance grant available to persons aged 75 years and older who are not in receipt of a private or public pension. Elderly persons within PATH families are transferred to the Social Pension Programme upon attaining age 75 and following verification. Benefits are paid on a bimonthly basis via direct deposits or remittance agencies.

SS 37 SOCIAL PENSION BENEFICIARIES BY PARISH (NOVEMBER 2024)

PARISH	NUMBER OF BENEFICIARIES
KINGSTON	324
ST.ANDREW	1,538
ST.THOMAS	455
PORTLAND	605
ST.MARY	723
ST.ANN	1,158
TRELAWNY	520
ST. JAMES	1,010
HANOVER	590
WESTMORELAND	1,023
ST. ELIZABETH	977
MANCHESTER	1,124
CLARENDON	1,614
ST.CATHERINE	1,990
TOTAL	13,651
TOTAL DISBURSEMENTS (J\$) FOR CALENDER YEAR 2024	794,299,200.00

SS 38 ACTIVE SOCIAL PENSION BENEFICIARIES BY PARISH (NOVEMBER 2024)

PARISH	TOTAL
KINGSTON	329
ST.ANDREW	1,551
ST.THOMAS	458
PORTLAND	607
ST.MARY	724
ST.ANN	1,180
TRELAWNY	524
ST. JAMES	1,018
HANOVER	593
WESTMORELAND	1,031
ST. ELIZABETH	983
MANCHESTER	1,134
CLARENDON	1,629
ST.CATHERINE	2,002
TOTAL	13,763

SS 39**NEW SOCIAL PENSION BY PARISH AND SEX 2024**

PARISH	SEX		
	MALE	FEMALE	TOTAL
KINGSTON	43	83	126
ST. ANDREW	202	354	556
ST.THOMAS	34	25	59
PORTLAND	49	49	98
ST. MARY	128	176	304
ST. ANN	123	140	263
TRELAWNY	78	74	152
ST. JAMES	96	155	251
HANOVER	164	144	308
WESTMORELAND	94	135	229
ST. ELIZABETH	126	127	253
MANCHESTER	132	156	288
CLARENDON	133	173	306
ST. CATHERINE	221	358	579
TOTAL	1,623	2,149	3,772

SS 40**PATH BENEFICIARIES TRANSITIONED TO SOCIAL PENSION BY PARISH AND SEX, 2024**

PARISH	FEMALE	MALE	TOTAL
KINGSTON	53	20	73
ST.ANDREW	191	83	274
ST.THOMAS	9	13	22
PORTLAND	23	19	42
ST.MARY	126	75	201
ST.ANN	78	45	123
TRELAWNY	42	33	75
ST. JAMES	39	13	52
HANOVER	126	138	264
WESTMORELAND	74	43	117
ST. ELIZABETH	37	27	64
MANCHESTER	84	61	145
CLARENDON	116	76	192
ST.CATHERINE	102	45	147
TOTAL	1,100	691	1,791

SOCIAL INTERVENTION PROGRAMME

The Ministry's Social Intervention Programme (SIP) offers assistance to beneficiaries through Short Term Employment as well as Educational and Entrepreneurship Grants to foster independence and self-reliance. SIP also targets 'at risk' youths aged 16-40 years to pursue further education and training or undertake entrepreneurship activities, through its Education and Entrepreneurship Grants (E&EG) Programme.

Special Employment Programme

The Ministry partners with various private sector organizations to create decent and productive employment through its Special Employment Programme (SEP).

Figure 10: Social Intervention Programme Educational Grants 2023 and 2024

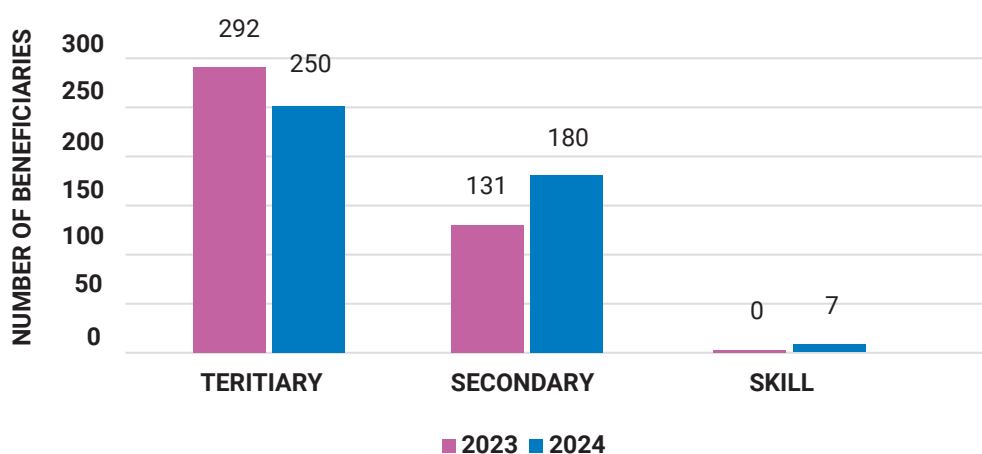
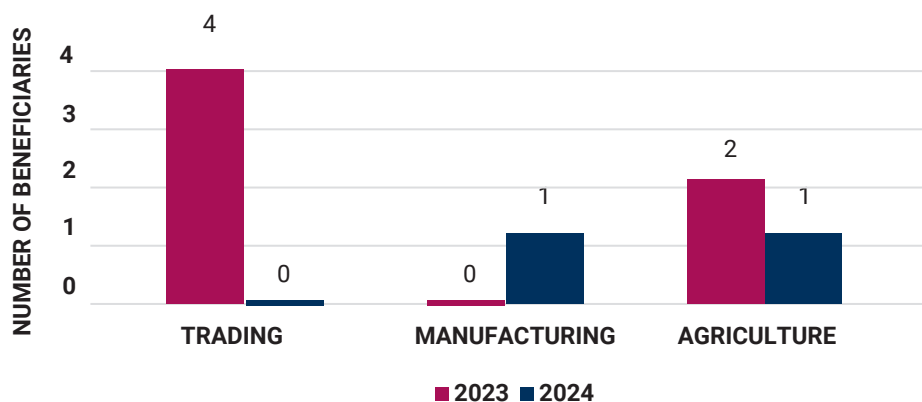


Figure 11: Social Intervention Programme Entrepreneurship Grants 2023 and 2024



SS 41**SOCIAL INTERVENTION PROGRAMME EDUCATIONAL GRANTS - TERTIARY 2023 AND 2024**

TERTIARY	2023						2024					
	BENEFICIARIES			DISBURSEMENT (\$)			BENEFICIARIES			DISBURSEMENT (\$)		
	Male	Female	Total	Male	Female	Total	Male	Female	Total	Male	Female	Total
JANUARY - MARCH	15	66	81	2,048,950.00	9,773,551.79	11,822,501.79	12	57	69	1,535,029.00	8,569,569.77	10,104,598.77
APRIL - JUNE	11	32	43	1,400,946.57	4,688,632.28	6,089,578.85	2	28	30	188,775.84	3,832,128.19	4,020,904.03
JULY - SEPTEMBER	7	56	63	1,066,639.64	8,678,680.03	9,745,319.67	6	47	53	940,888.00	6,851,221.50	7,792,109.50
OCTOBER - DECEMBER	13	92	105	1,802,589.29	14,604,143.14	16,406,732.43	11	87	98	1,643,474.50	13,345,368.67	14,988,843.17
TOTAL	46	246	292	6,319,125.50	37,745,007.24	44,064,132.74	31	219	250	4,308,167.34	32,598,288.13	36,906,455.47

SS 42**SOCIAL INTERVENTION PROGRAMME EDUCATIONAL GRANTS - SECONDARY 2023 AND 2024**

SECONDARY	2023						2024					
	BENEFICIARIES			DISBURSEMENT (\$)			BENEFICIARIES			DISBURSEMENT (\$)		
	Male	Female	Total	Male	Female	Total	Male	Female	Total	Male	Female	Total
JANUARY - MARCH	2	13	15	40,000.00	552,687.50	592,687.50	5	22	27	255,500.00	1,336,820.00	1,592,320.00
APRIL - JUNE	1	3	4	70,000.00	118,250.00	188,250.00	2	10	12	88,000.00	492,550.00	580,550.00
JULY - SEPTEMBER	8	29	37	388,500.00	1,655,400.00	2,043,900.00	16	30	46	958,469.63	1,643,150.00	2,601,619.63
OCTOBER - DECEMBER	19	56	75	904,705.00	3,167,785.00	4,072,490.00	26	96	122	1,393,899.77	5,956,325.00	7,350,224.77
TOTAL	30	101	131	1,403,205.00	5,494,122.50	6,897,327.50	49	158	207	2,695,869.40	9,428,845.00	12,124,714.40

SS 43**SOCIAL INTERVENTION PROGRAMME ENTREPRENUERSHIP GRANTS TRADING 2023 AND 2024**

TRADING	2023						2024					
	BENEFICIARIES			DISBURSEMENT (\$)			BENEFICIARIES			DISBURSEMENT (\$)		
	Male	Female	Total	Male	Female	Total	Male	Female	Total	Male	Female	Total
JANUARY - MARCH	0	0	0	0	0	0	0	0	0	0	0	0
APRIL - JUNE	0	2	2	0	176,699.25	176,699.25	0	0	0	0	0	0
JULY - SEPTEMBER	0	2	2	0	200,000.00	200,000.00	0	0	0	0	0	0
OCTOBER - DECEMBER	0	0	0	0	0	0	0	0	0	0	0	0
TOTAL	0	4	4	0	376,699.25	376,699.25	0	0	0	0	0	0

SS 44**SOCIAL INTERVENTION PROGRAMME ENTREPRENUERSHIP GRANTS - MANUFACTURING 2024**

MANUFACTURING	BENEFICIARIES			DISBURSEMENT (\$)		
	Male	Female	Total	Male	Female	Total
JANUARY - MARCH	1	0	1	100,000.00	0	100,000.00
APRIL - JUNE	0	0	0	0	0	0
JULY - SEPTEMBER	0	0	0	0	0	0
OCTOBER - DECEMBER	0	0	0	0	0	0
TOTAL	1	0	1	100,000.00	0	100,000.00

SS 45**SOCIAL INTERVENTION PROGRAMME ENTREPRENUERSHIP GRANTS - AGRICULTURE 2023 AND 2024**

AGRICULTURE	2023						2024					
	BENEFICIARIES			DISBURSEMENT (\$)			BENEFICIARIES			DISBURSEMENT (\$)		
	MALE	FEMALE	TOTAL	MALE	FEMALE	TOTAL	MALE	FEMALE	TOTAL	MALE	FEMALE	TOTAL
JANUARY - MARCH	1	1	2	100,000.00	97,950.00	197,950.00	0	1	1	0	100,000.00	100,000.00
APRIL - JUNE	0	0	0	0	0	0	0	0	0	0	0	0
JULY - SEPTEMBER	0	0	0	0	0	0	0	0	0	0	0	0
OCTOBER - DECEMBER	0	0	0	0	0	0	0	0	0	0	0	0
TOTAL	1	1	2	100,000.00	97,950.00	197,950.00	0	1	1	0	100,000.00	100,000.00

SS 46**SPECIAL EMPLOYMENT PROGRAMME PLACEMENTS BY SEX AND MONTH 2023 AND 2024**

PARISH	2023			2024		
	BENEFICIARIES			BENEFICIARIES		
	MALE	FEMALE	TOTAL	MALE	FEMALE	TOTAL
KINGSTON AND ST ANDREW	18	36	54	13	37	50
ST. THOMAS	2	14	16	5	9	14
PORTLAND	5	33	38	8	17	25
ST. MARY	3	10	13	0	0	0
ST. ANN	7	46	53	3	21	24
TRELAWNY	0	4	4	0	3	3
ST. JAMES	0	1	1	0	2	2
HANOVER	0	2	2	0	1	1
WESTMORELAND	3	13	16	4	10	14
ST. ELIZABETH	6	50	56	11	26	37
MANCHESTER	4	15	19	9	8	17
CLARENDON	11	53	64	14	29	43
ST. CATHERINE	8	23	31	7	15	22
TOTAL	67	300	367	74	178	252

NATIONAL COUNCIL FOR SENIOR CITIZENS

The National Council for Senior Citizens (NCSC) works in collaboration with international and local organizations to promote programmes which enhance the well-being of senior citizens. Its mandate is to formulate and implement policies and programmes for the well-being of older persons (60 years and over). The Council executes its mandate in accordance with the National Policy for Senior Citizens.

SS 47

ACTIVE NCSC MEMBERS BY PARISH AND SEX 2023 AND 2024

PARISHES	MALE		FEMALE		TOTAL	
	2023	2024	2023	2024	2023	2023
KINGSTON	201	201	1,710	1710	1,911	1,911
ST. ANDREW	226	396	975	1893	1,201	2,289
ST. THOMAS	109	572	381	768	490	1,340
PORTLAND	134	134	641	641	775	775
ST. MARY	58	40	352	366	410	406
ST. ANN	50	328	355	555	405	883
TRELAWNY	209	184	1,030	789	1,239	973
ST. JAMES	65	25	411	564	476	589
HANOVER	25	65	312	312	337	377
WESTMORELAND	112	112	178	178	290	290
ST. ELIZABETH	158	276	339	442	497	718
MANCHESTER	428	432	1,035	1135	1,463	1,567
CLARENDON	463	329	1,058	875	1,521	1,204
ST. CATHERINE	593	542	2,319	2418	2,912	2,960
TOTAL	2,831	3,636	11,096	12,646	13,927	16,282

SS 48

NCSC SHUT-INS BY PARISH AND SEX 2023 AND 2024

PARISHES	MALE		FEMALE		TOTAL	
	2023	2024	2023	2024	2023	2023
KINGSTON	79	79	92	92	171	171
ST. ANDREW	241	241	1,230	1,239	1,471	1,480
ST. THOMAS	65	39	129	76	194	115
PORTLAND	82	82	119	119	201	201
ST. MARY	97	38	129	75	226	113
ST. ANN	99	43	153	98	252	141
TRELAWNY	71	72	65	56	136	128
ST. JAMES	110	47	376	103	486	150
HANOVER	73	59	78	91	151	150
WESTMORELAND	60	24	130	87	190	111
ST. ELIZABETH	102	65	234	103	336	168
MANCHESTER	39	14	77	63	116	77
CLARENDON	81	77	163	143	244	220
ST. CATHERINE	144	104	320	308	464	412
TOTAL	1,343	984	3,295	2,653	4,638	3,637

SS 49**NCSC SHUT-INS FOOD PACKAGE DISTRIBUTION BY PARISH 2024**

PARISH	# FOOD PACKAGES DISTRIBUTED	# REGISTERED BENEFICIARIES RECEIVING A MONTHLY PACKAGE
KINGSTON & ST ANDREW	1,465	211
ST CATHERINE	96	62
CLARENDON	160	12
MANCHESTER	150	20
ST ELIZABETH	156	12
WESTMORELAND	51	24
HANOVER	45	25
ST JAMES	70	33
TRELAWNY	55	39
ST ANN	150	43
ST MARY	99	37
PORTLAND	80	36
ST THOMAS	138	38
TOTAL	2,715	592

SS 50**REFERRALS MADE THROUGH NCSC TO OTHER GOVERNMENT PROGRAMMES 2024**

TYPE OF SERVICE REFERRED	MALE	FEMALE	TOTAL
NATIONAL HEALTH FUND/JADEP (NHF)	98	211	309
MINISTRY OF HEALTH AND WELLNESS	77	103	180
HEALTH DEPARTMENTS			
PUBLIC ASSISTANCE	173	212	385
PROGRAMME OF ADVANCEMENT THROUGH HEALTH AND EDUCATION (PATH)	86	301	387
NATIONAL INSURANCE SCHEME (NIS)	125	372	497
SOCIAL PENSION	69	209	278
REGISTRAR GENERAL'S DEPARTMENT (RGD)	116	136	252
POOR RELIEF	37	41	78
NIDS (OPERATION BIRTHRIGHT)	173	86	259
MINISTRY OF JUSTICE (LEGAL AID, VICTIM SERVICES, RESTORATIVE JUSTICE)	9	27	36
JAMAICA COUNCIL FOR PERSONS WITH DISABILITIES (JCPD)	42	30	72
OTHER	504	805	1,309
(FOOD FOR THE POOR, RADA, SDC, CONSUMER AFFAIRS COMMISSION, EOJ, PICA MUNICIPAL CORPORATIONS INTER ALIA)			
TOTAL	1,509	2,533	4,042

PROGRAMMES FOR PERSONS WITH DISABILITIES

EARLY STIMULATION PROGRAMME

The Early Stimulation Programme (ESP) is an early intervention programme for young children (0-6 years), with various types of developmental disabilities. Among the disabilities managed by this Programme are Cerebral Palsy and other physical disabilities, sensory impairment, Autism, Down syndrome, developmental delay, secondary to psychosocial deprivation and comorbid behavioural problems, including Attention Deficit Hyperactivity Disorder also known as (ADHD).

SS 51 NEW CLIENTS ASSESSED BY THE EARLY STIMULATION PROGRAMME BY SEX 2023 AND 2024

NEW CLIENTS ASSESSED	MALE		FEMALE		TOTAL	
	2023	2024	2023	2024	2023	2024
KINGSTON AND ST. ANDREW	303	456	158	269	461	725
OTHER PARISHES	210	424	134	254	344	678
MOBILE UNIT	65	111	39	58	104	169
TOTAL	578	991	331	581	909	1,572

SS 52 NEW ADMISSION TO THE EARLY STIMULATION PROGRAMME BY SEX 2023 AND 2024

NEW CLIENTS ADMITTED	MALE		FEMALE		TOTAL	
	2023	2024	2023	2024	2023	2024
KINGSTON AND ST. ANDREW	304	441	158	247	462	688
OTHER PARISHES	208	406	133	242	341	648
MOBILE UNIT	65	108	45	55	110	163
TOTAL	577	955	336	544	913	1,499

SS 53 HOME VISITING SESSIONS OF CLIENTS BY SEX 2023 AND 2024

PARISH	MALE		FEMALE		TOTAL	
	2023	2024	2023	2024	2023	2024
KINGSTON AND ST. ANDREW	3,878	4,052	2,258	2,473	6,136	6,525
ST. CATHERINE	1,380	1,440	802	890	2,182	2,330
PORTLAND	1,410	1,521	874	822	2,284	2,343
ST. THOMAS	644	678	340	284	984	962
ST. JAMES	1,304	1,496	637	511	1,941	2,007
TOTAL	8,616	9,187	4,911	4,980	13,527	14,167

SS 54 CHILDREN REFERRED FOR SPECIALISED ASSISTANCE BY SEX 2023 AND 2024

REFERRALS	MALE		FEMALE		TOTAL	
	2023	2024	2023	2024	2023	2024
PHYSIOTHERAPY	465	451	187	204	652	655
ORTHOPAEDIC	0	1	0	0	0	1
SPECIAL EDUCATION	136	83	64	39	200	122
OTHER AGENCIES	78	14	86	10	164	24
TOTAL	679	549	337	253	1,016	802



MINISTRY OF LABOUR & SOCIAL SECURITY

"Providing Opportunities, Stability & Social Protection"

Contact us:



1F North Street North Street
& 14 National Heroes Circle
Kingston, Jamaica



Labour: 1(876) 922-9500-17
Security: 1(876) 922-8000-13



www.mlss.gov.jm



clientcare@mlss.gov.jm



jamaicamlss



mlssjamaica